

CONTENTS

TABLE OF CONTENTS.....	1
TABLE OF CONTENTS.....	2

AC CIRCUIT

PRO MARINER CHARGER.....	3
--------------------------	---

DC CIRCUITS

12V/USB OUTLETS.....	4
AUTO FIRE EXTINGUISHER DTS....	5
AUTO FIRE EXTINGUISHER STND....	6
BILGE BLOWER.....	7
BILGE PUMP.....	8
BONDING.....	9
CAPTAIN'S CALL.....	10
COCKPIT REFRIDGERATOR.....	11
CO DETECTOR.....	12
DC DISTRIBUTION DTS.....	13
DC DISTRIBUTION STND.....	14
DC DISTRIBUTION STND DUAL....	15
DEPTH SOUNDER DTS.....	16
DEPTH SOUNDER STND.....	17
ENG EXT HARNESS MERCURY.....	18
ENG EXT HARNESS VOLVO.....	19

ENGINE HATCH RAM.....	20
ENGINE HATCH RAM W/SKI PYLON..	21
FUME DETECTOR.....	22
GPS GARMIN.....	23
HORN.....	24
IGNITION.....	25
LIGHTS	
COURTESY LIGHTS.....	26
DOCKING LIGHTS.....	27
HEAD UNIT LIGHTS.....	28
NAV/ANCH LIGHTS.....	29
STORAGE LIGHT.....	30
MACERATOR.....	31
MERCATHODE.....	32
OUTDRIVE PUMP.....	33
SPEAKERS.....	34
STEREO AMP.....	35
STEREO AMP W/SUBWOOFER.....	36
STEREO HEAD UNIT.....	37
TRIM TABS.....	38
VHF RADIO.....	39
VHF RADIO 2.....	40
WASTE SYSTEM(OVERVIEW).....	41
WASTE SYSTEM(TANK FLOAT).....	42

CONTENTS

WASTE SYSTEM(TANK WATCH).....	43
WASTE SYSTEM(TOILET).....	44
WATER PUMP.....	45
WINDLASS.....	46
WIPER.....	47

DC PANELS

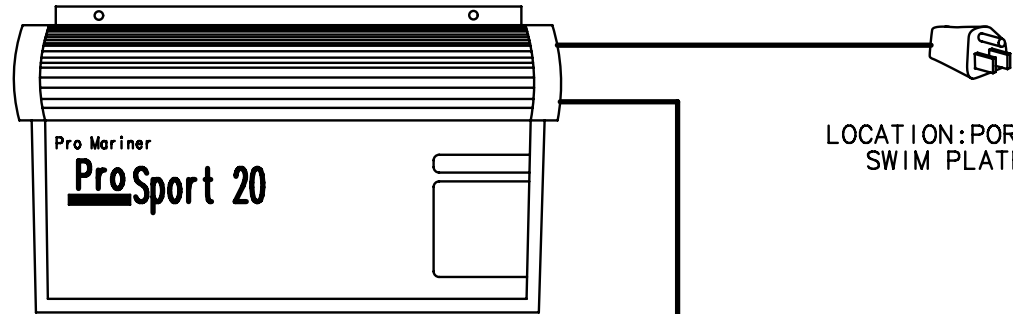
ACCESSORY PANEL.....	48
BATTERY SWITCH PNL DUAL BATT..	49
BATTERY SWITCH PNL SGL BATT...	50
DASH BREAKER.....	51
IGNITION PANEL DTS.....	52
IGNITION PANEL STANDARD.....	53
MAIN PANEL DASH PANEL.....	54

PLUMBING

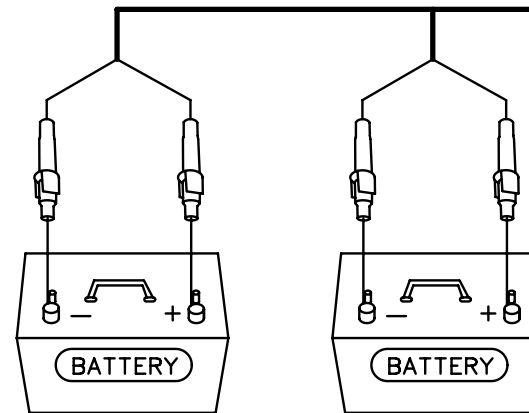
HAND PUMP TOILET.....	55
MACERATOR.....	56
VACUFLUSH.....	57
WATER SYSTEM.....	58

TO OPERATE:

Connect your extension cord with no AC power present to the ProSport and proceed to plug your extension cord in to a nearby 120 VAC GFCI protected (Ground Fault Circuit Interrupt) outlet.

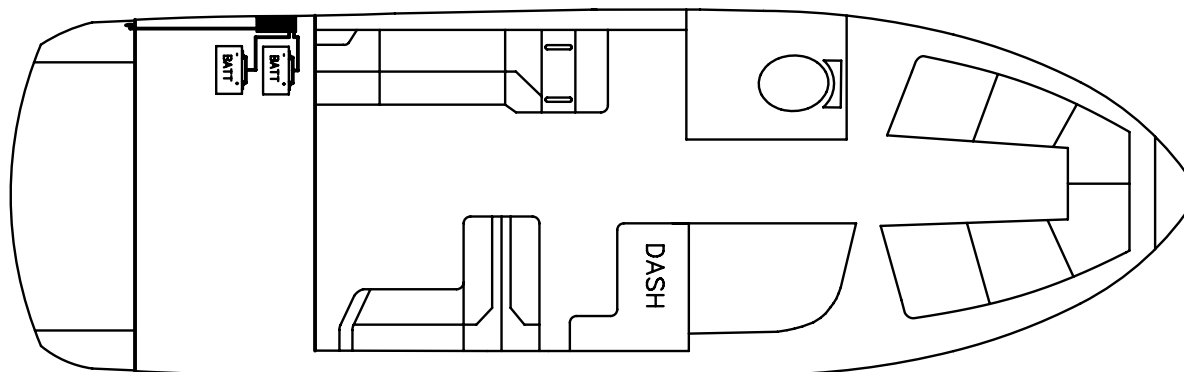


LOCATION: PORT SIDE SWIM PLATFORM

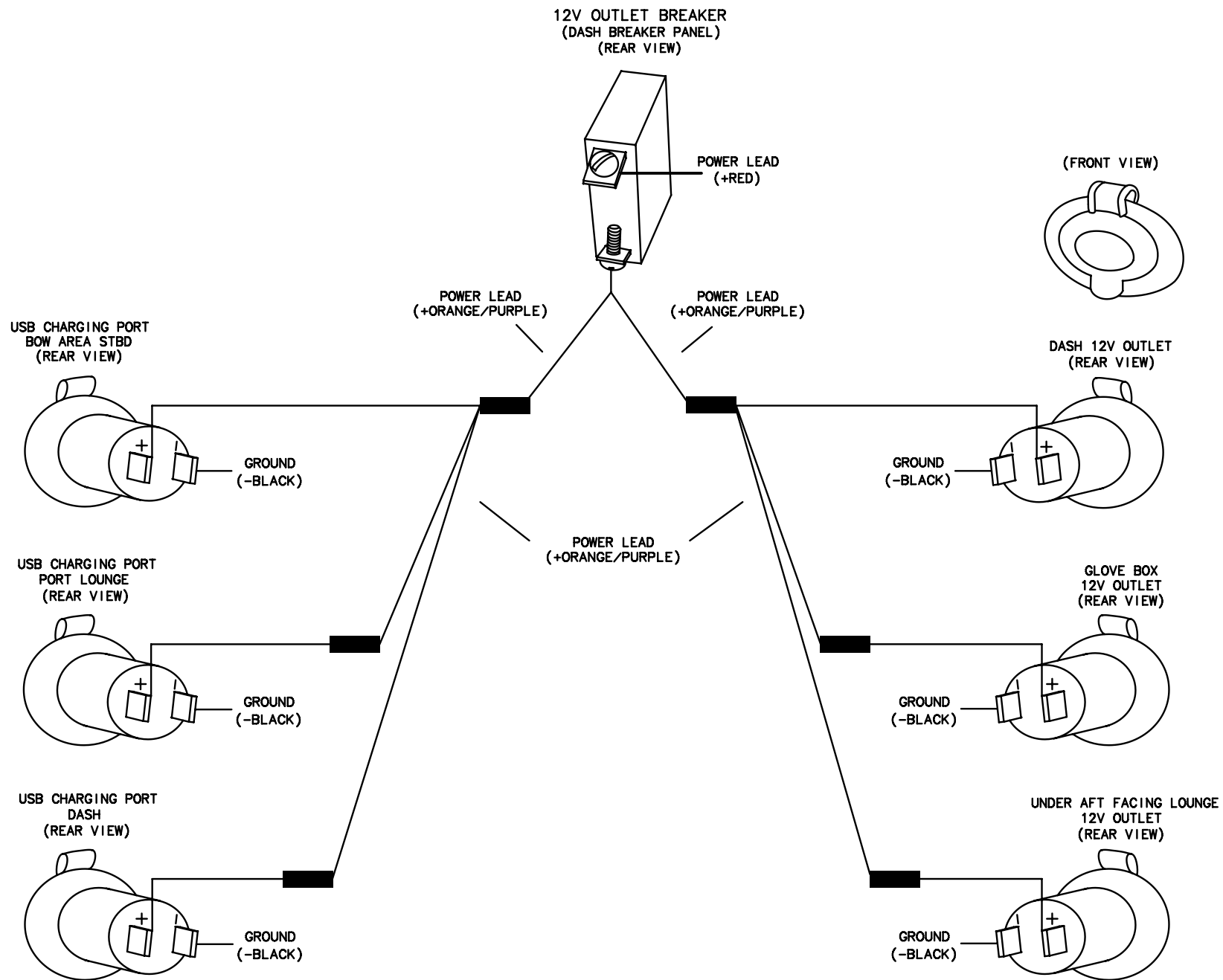


AUXILIARY (OPTIONAL)

START



TITLE: PRO MARINER CHARGER		THUNDERBIRD PRODUCTS
		P.O. BOX 1003
MOD.: 270 BR	DR BY: KPP	DECATUR IN., 46733
NO.: 3	DATE: 10-6-16	(260) 724-9111



TITLE: 12V/USB OUTLETS		THUNDERBIRD PRODUCTS	
		P.O. BOX 1003	
MOD.: 270 BR	DR BY: KPP	DECATUR IN., 46733	
NO.: 4	DATE: 10-6-16	(260) 724-9111	

LEGEND

C-BREAKER
PANEL



PLUG
INTERCONNECT



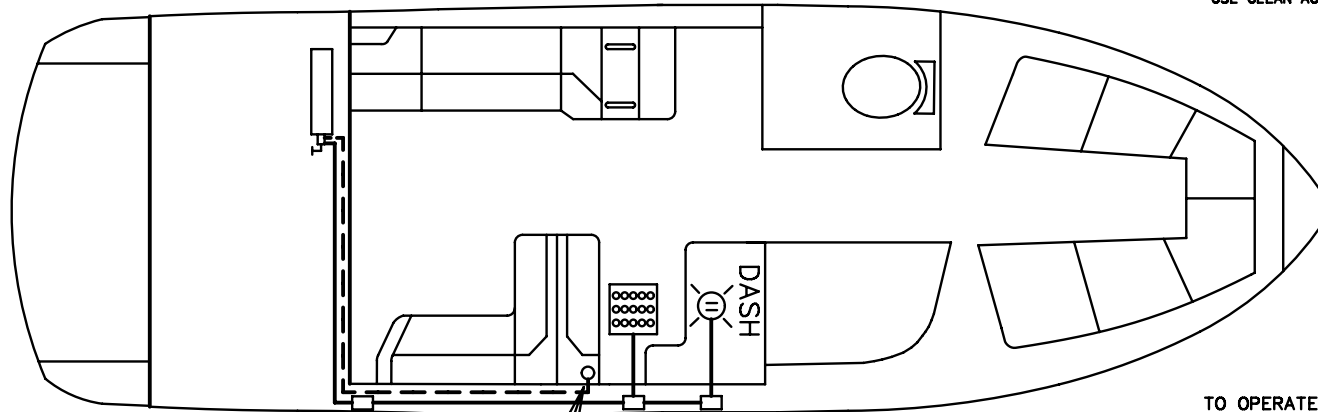
FIRE EXTINGUISHER
LIGHT



MANUAL RELEASE
LEVER CABLE

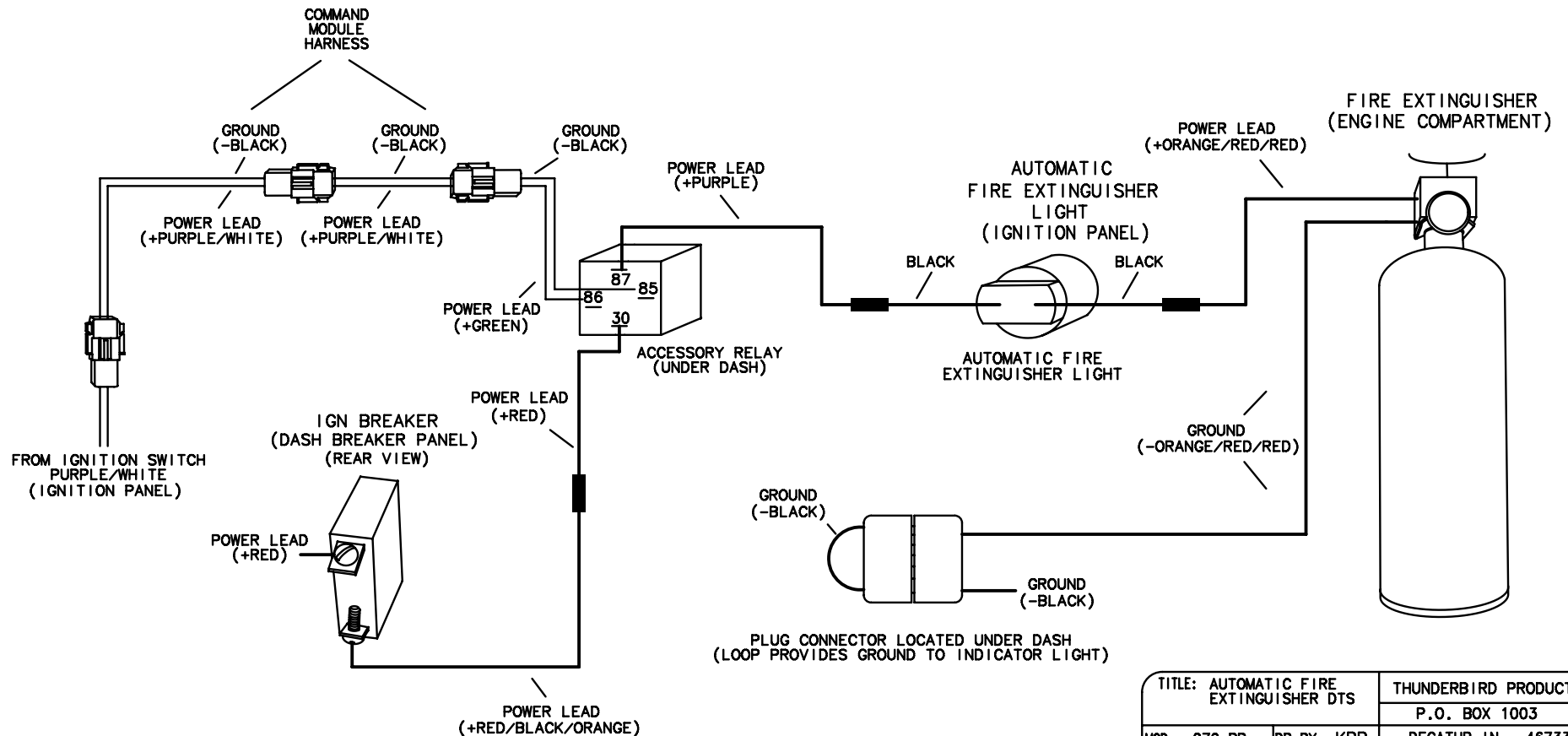


NOTE:
MANUAL FIRE EXTINGUISHERS
USE CLEAN AGENT HFC-227ea, DUPONT FM200



- TO OPERATE MANUAL DISCHARGE:
1. REMOVE PIN LOCATED UNDER THE WET BAR.
 2. PULL RED HANDLE LABELED "FIRE"
 3. SHUT DOWN ENGINES, BLOWERS AND ELECTRICAL SYSTEMS.

MANUAL
RELEASE



<https://www.boat-manuals.com/formula/>

TITLE: AUTOMATIC FIRE EXTINGUISHER DTS		THUNDERBIRD PRODUCTS
		P.O. BOX 1003
MOD.: 270 BR	DR BY: KPP	DECATUR IN., 46733
NO.: 5	DATE: 10-6-16	(260) 724-9111

LEGEND

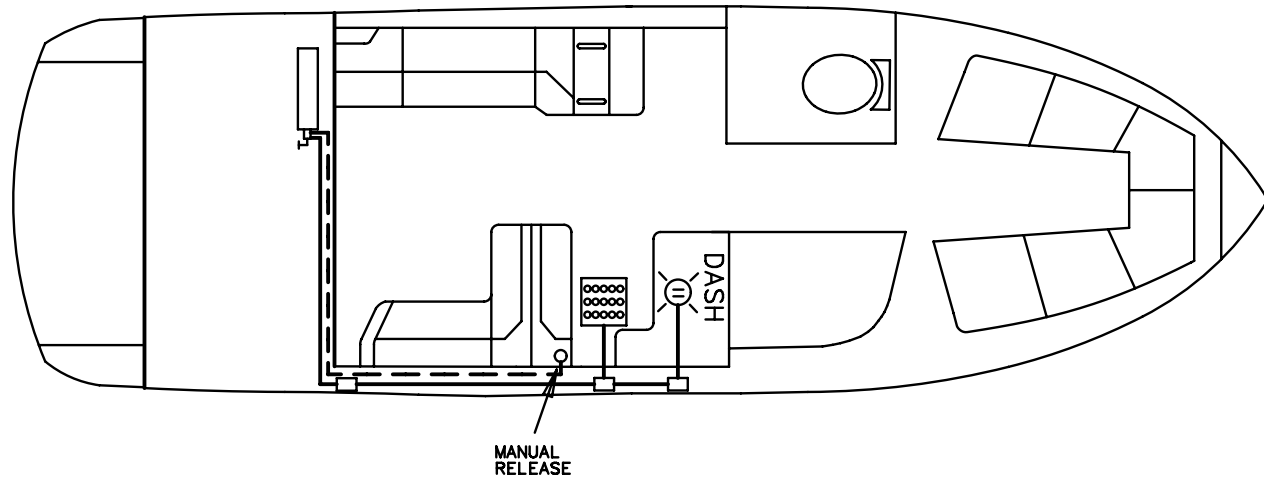
C-BREAKER
PANEL



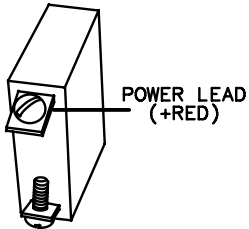
PLUG
INTERCONNECT



HALON
LIGHT



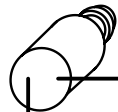
IGN BREAKER
(DASH BREAKER PANEL)
(REAR VIEW)



KILL SWITCH
(LOCATED BELOW THROTTLE)
(REAR VIEW)

POWER LEAD
(+RED/BLACK/ORANGE)

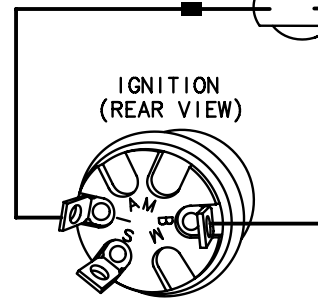
BLACK



FIRE EXTINGUISHER
LIGHT
(IGNITION PANEL)

POWER LEAD
(+PURPLE)

POWER LEAD
(+ORANGE/RED/RED)

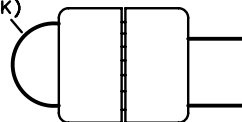


IGNITION
(REAR VIEW)

GROUND
(-ORANGE/RED/RED)


POWER LEAD
(+RED/BLACK/ORANGE)

GROUND
(-BLACK)



GROUND
(-BLACK)

FIRE EXTINGUISHER
(ENGINE COMPARTMENT)



PLUG CONNECTOR LOCATED UNDER DASH
(LOOP PROVIDES GROUND TO INDICATOR LIGHT)

<https://www.boat-manuals.com/formula/>

TITLE: AUTOMATIC FIRE EXTINGUISHER STANDARD		THUNDERBIRD PRODUCTS
		P.O. BOX 1003
MOD.: 270 BR	DR BY: KPP	DECATUR IN., 46733
NO.: 6	DATE: 10-6-16	(260) 724-9111

LEGEND

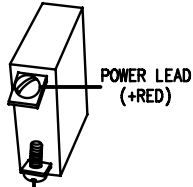
C-BREAKER PANEL 

BLOWER 

PLUG INTERCONNECT 

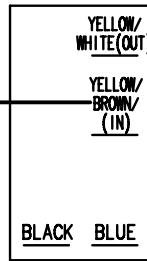
BLOWER HOSE 

BILGE BLOWERS BREAKER
(DASH BREAKER PANEL)
(REAR VIEW)

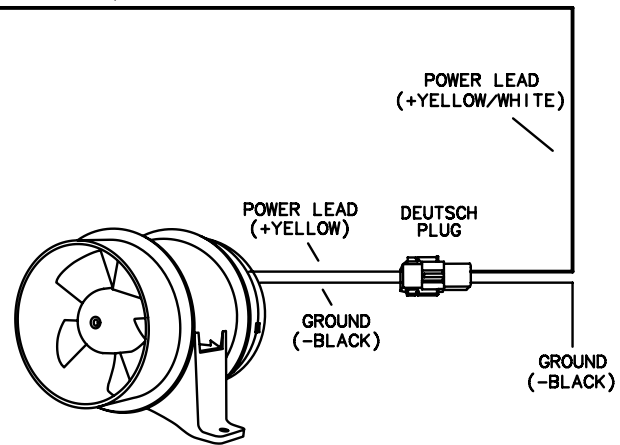


POWER LEAD
(+YELLOW/BROWN/RED)

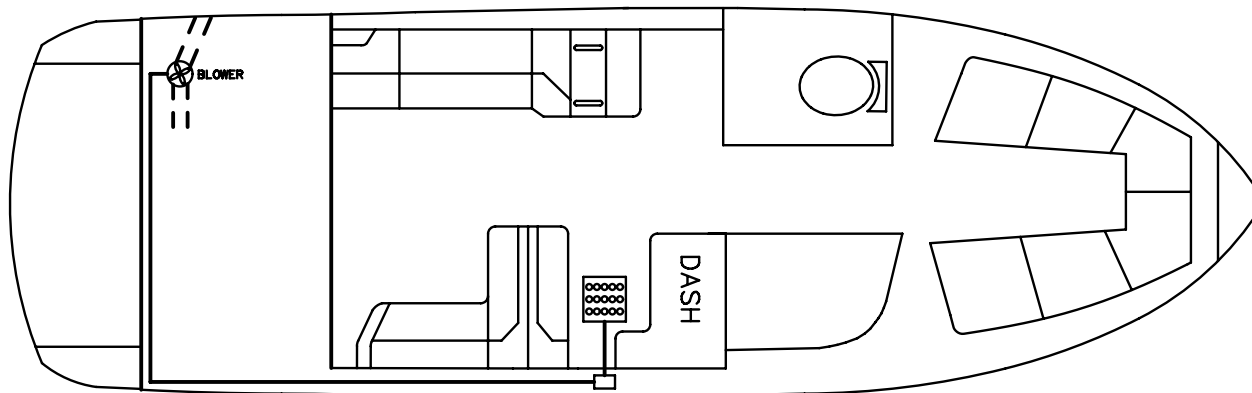
BLOWER SWITCH
(ACCESSORY PANEL)
(REAR VIEW)



POWER LEAD
(+YELLOW/WHITE)




BLOWER



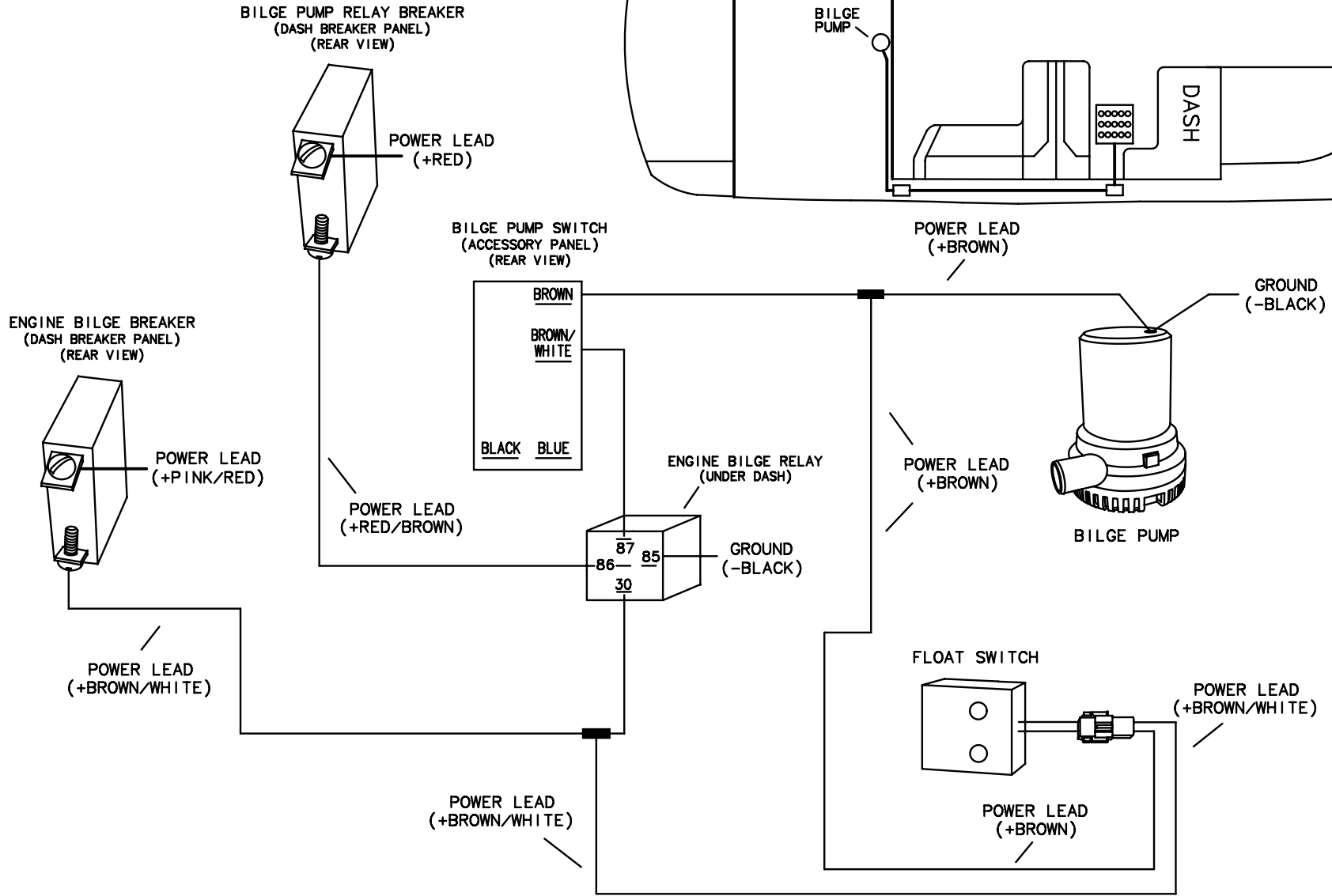
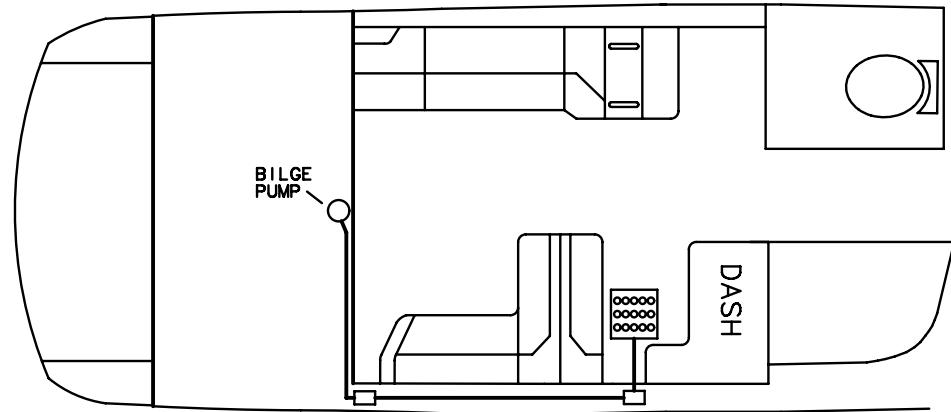
WARNING:
GASOLINE VAPORS CAN EXPLODE
BEFORE STARTING ENGINE:
-CHECK ENGINE COMPARTMENT
FOR GASOLINE VAPORS.
-OPERATE BLOWERS FOR 4 MINUTES.
RUN BLOWER BELOW CRUISING SPEED.

TITLE: BILGE BLOWER		THUNDERBIRD PRODUCTS
		P.O. BOX 1003
MOD.: 270 BR	DR BY: KPP	DECATUR IN., 46733
NO.: 7	DATE: 10-8-16	(260) 724-9111

LEGEND

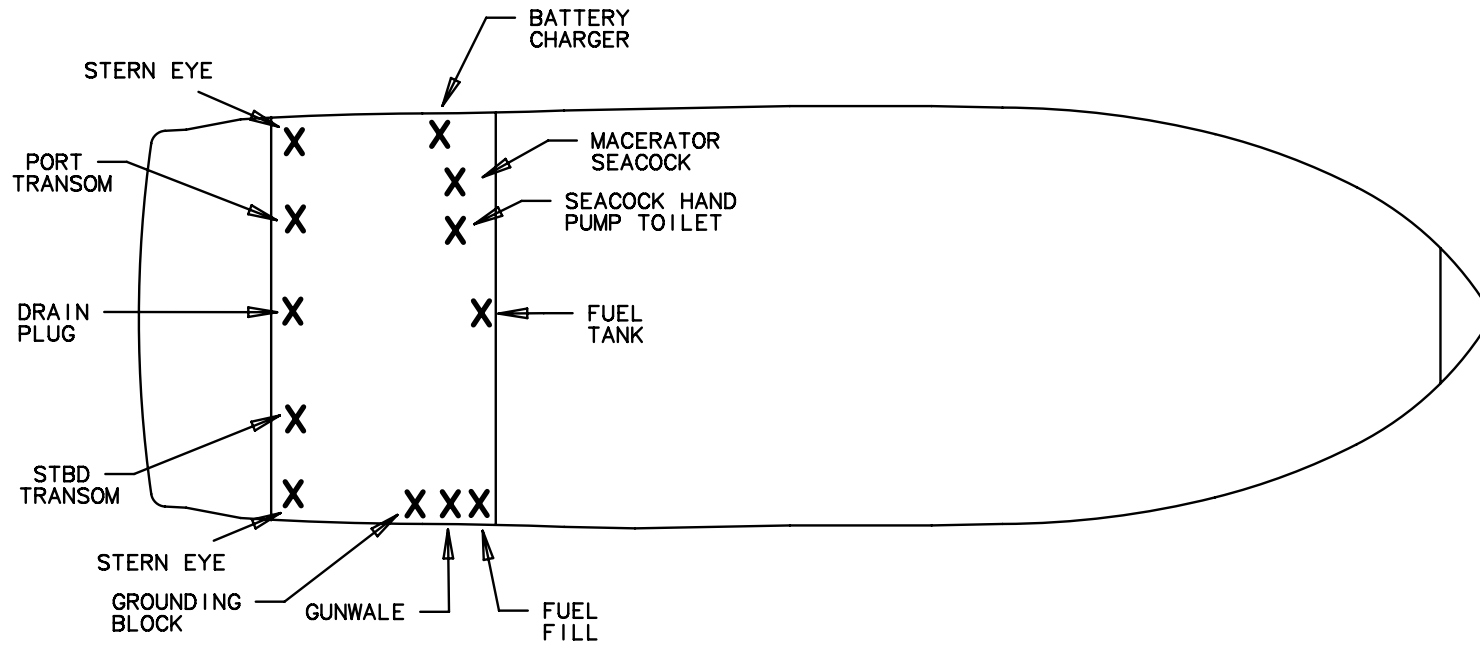
C-BREAKER PANEL 

PLUG INTERCONNECT 

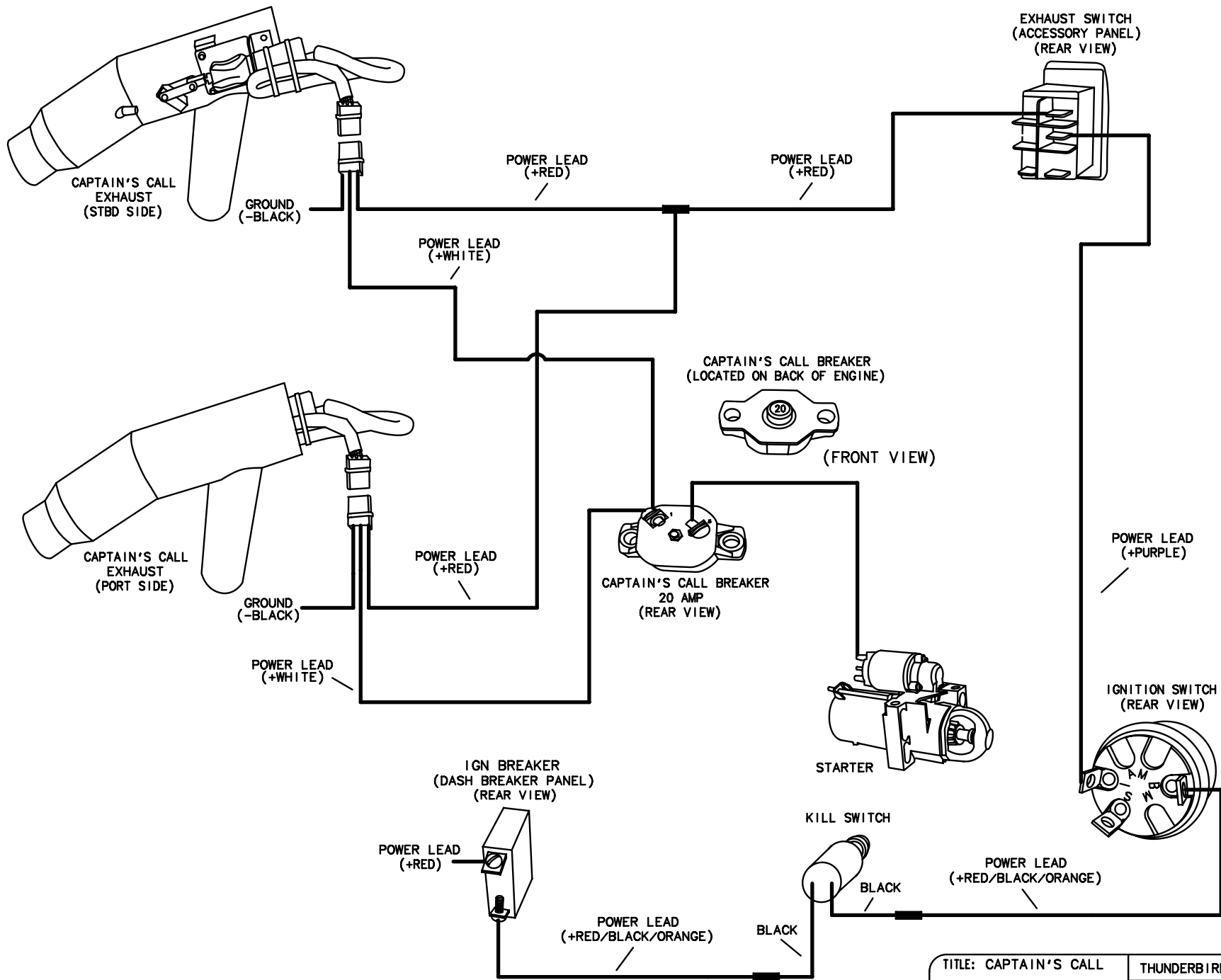


TITLE: BILGE PUMP, WIRING		THUNDERBIRD PRODUCTS
		P.O. BOX 1003
MOD.: 270 BR	DR BY: KPP	DECATUR IN., 46733
NO.: 8	DATE: 10-6-16	(260) 724-9111

NOTE:
ALL BONDING WIRES ARE LIGHT GREEN.



TITLE: BONDING		THUNDERBIRD PRODUCTS
		P.O. BOX 1003
MOD.: 270 BR	DR BY: KPP	DECATUR IN., 46733
NO.: 9	DATE:10-6-16	(260) 724-9111



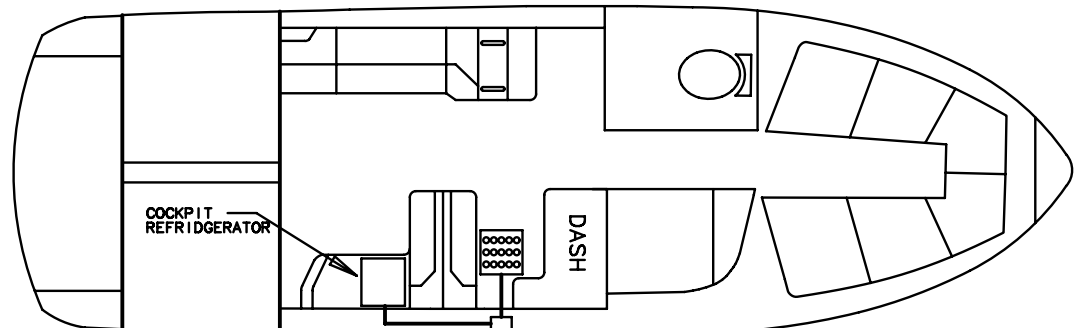
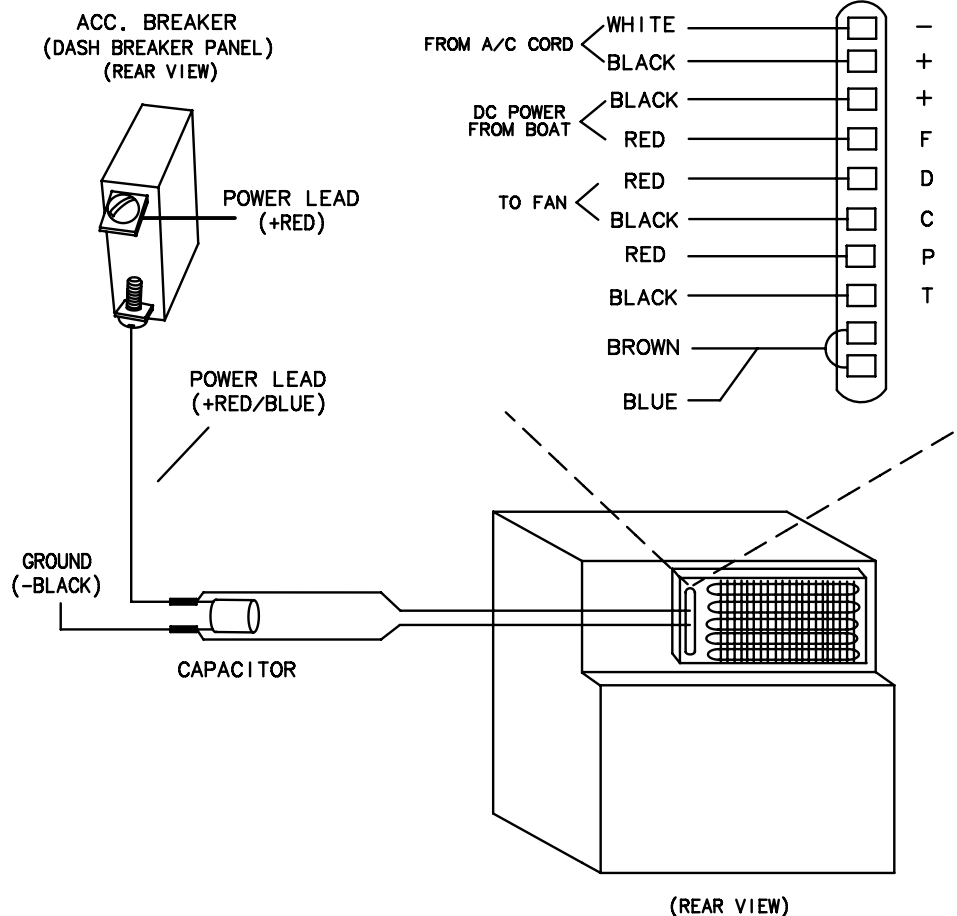
TITLE: CAPTAIN'S CALL		THUNDERBIRD PRODUCTS
		P.O. BOX 1003
MOD.: 270 BR	DR BY: KPP	DECATUR IN., 46733
NO.: 10	DATE: 10-6-16	(260) 724-9111

LEGEND

BREAKER PANEL



PLUG INTERCONNECT



TITLE: COCKPIT REFRIDGERATOR		THUNDERBIRD PRODUCTS
		P.O. BOX 1003
MOD.: 270 BR	DR BY: KPP	DECATUR IN., 46733
NO.: 11	DATE: 10-6-16	(260) 724-9111

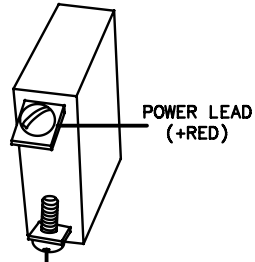
LEGEND

BREAKER PANEL 

PLUG INTERCONNECT 

C.O. DETECTOR 

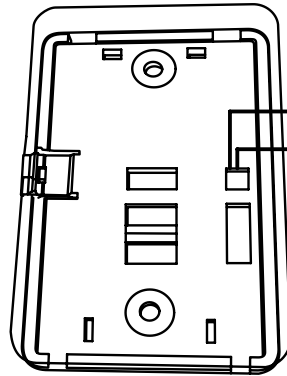
FUME/C.O. BREAKER
(DASH BREAKER PANEL)
(REAR VIEW)



POWER LEAD
(+RED)

POWER LEAD
(+ORANGE/BROWN/RED)

CO DETECTOR
(REAR VIEW)



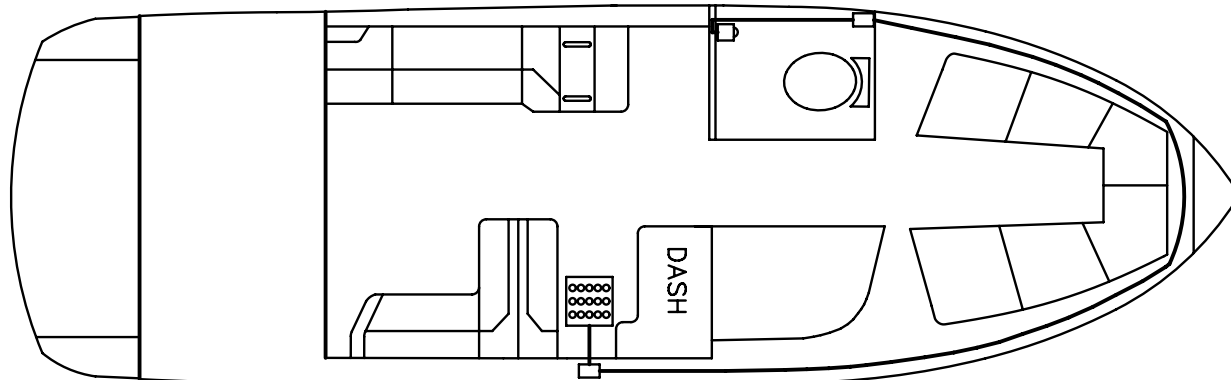
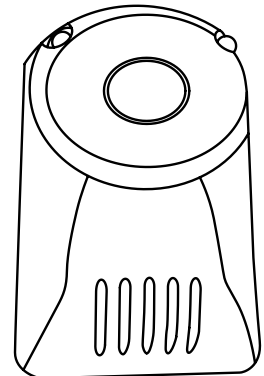
BLACK

RED

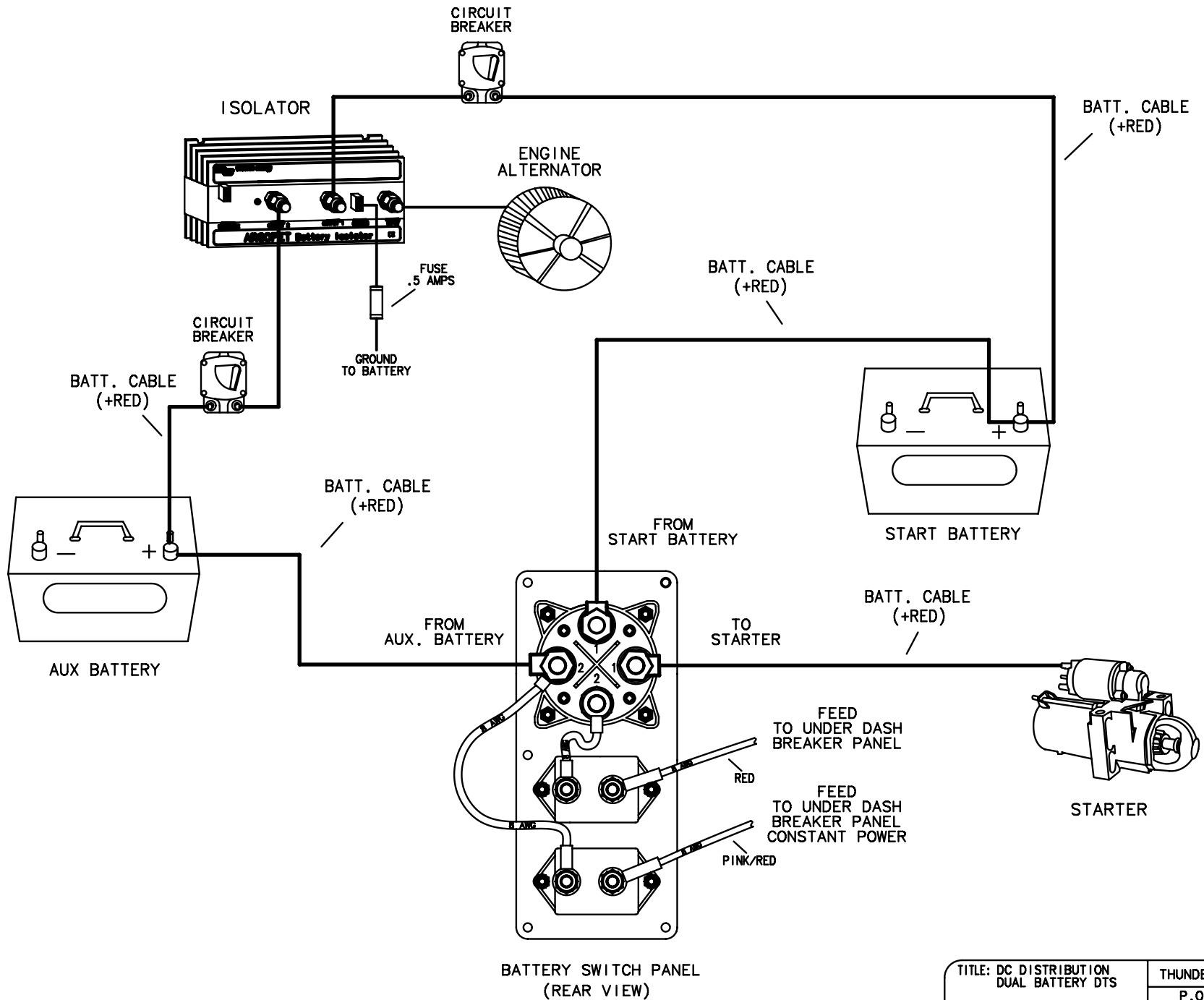
GROUND
(-BLACK)

POWER LEAD
(+ORANGE/BROWN/RED)

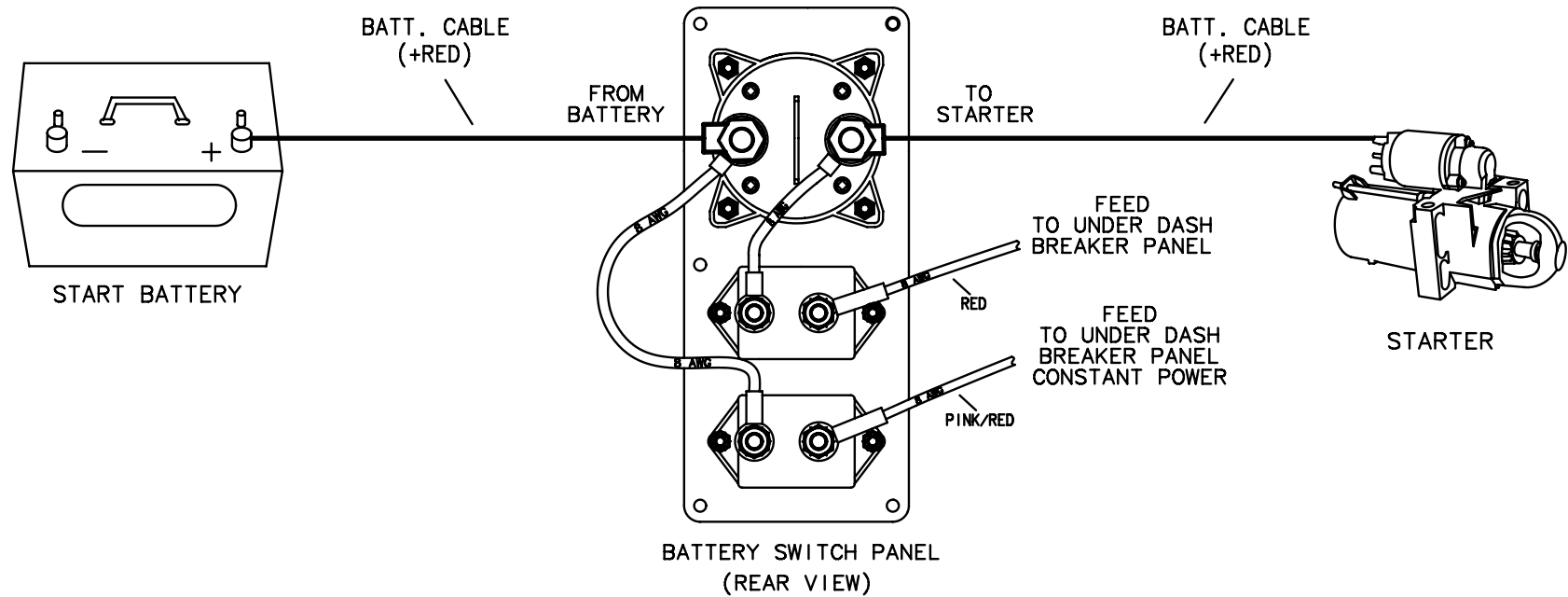
CO DETECTOR
(FRONT VIEW)
LOCATED IN HEAD UNIT



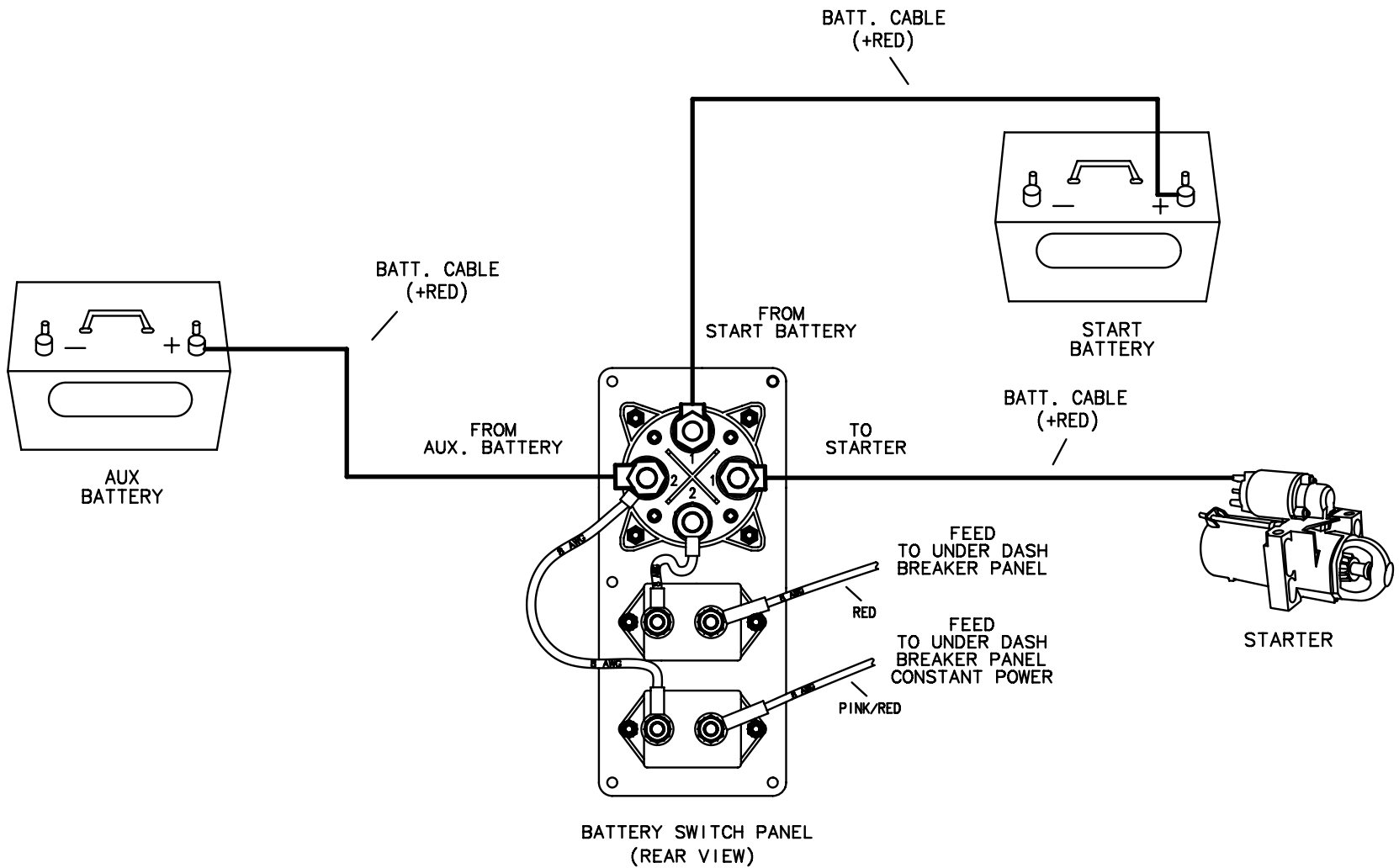
TITLE: CARBON MONOXIDE DETECTOR		THUNDERBIRD PRODUCTS
		P.O. BOX 1003
MOD.: 270 BR	DR BY: KPP	DECATUR IN., 46733
NO.: 12	DATE: 10-6-16	(260) 724-9111



TITLE: DC DISTRIBUTION DUAL BATTERY DTS		THUNDERBIRD PRODUCTS
		P.O. BOX 1003
MOD.: 270 BR	DR BY: KPP	DECATUR IN., 46733
NO.: 13	DATE: 10-6-16	(260) 724-9111



TITLE:DC DISTRIBUTION STANDARD ONE BATTERY		THUNDERBIRD PRODUCTS
		P.O. BOX 1003
MOD.: 270 BR	DR BY: KPP	DECATUR IN., 46733
NO.: 14	DATE:10-6-16	(260) 724-9111



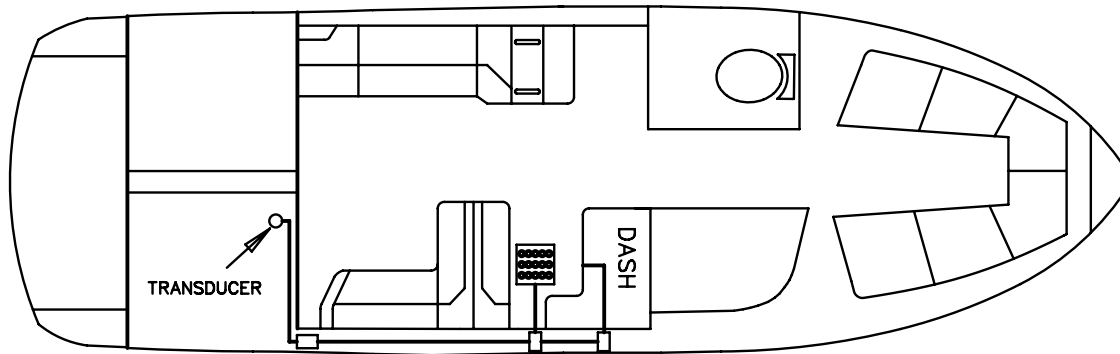
TITLE: DC DISTRIBUTION DUAL BATTERY STANDARD		THUNDERBIRD PRODUCTS
		P.O. BOX 1003
MOD.: 270 BR	DR BY: KPP	DECATUR IN., 46733
NO.: 15	DATE: 10-6-16	(260) 724-9111

LEGEND

C-BREAKER
PANEL

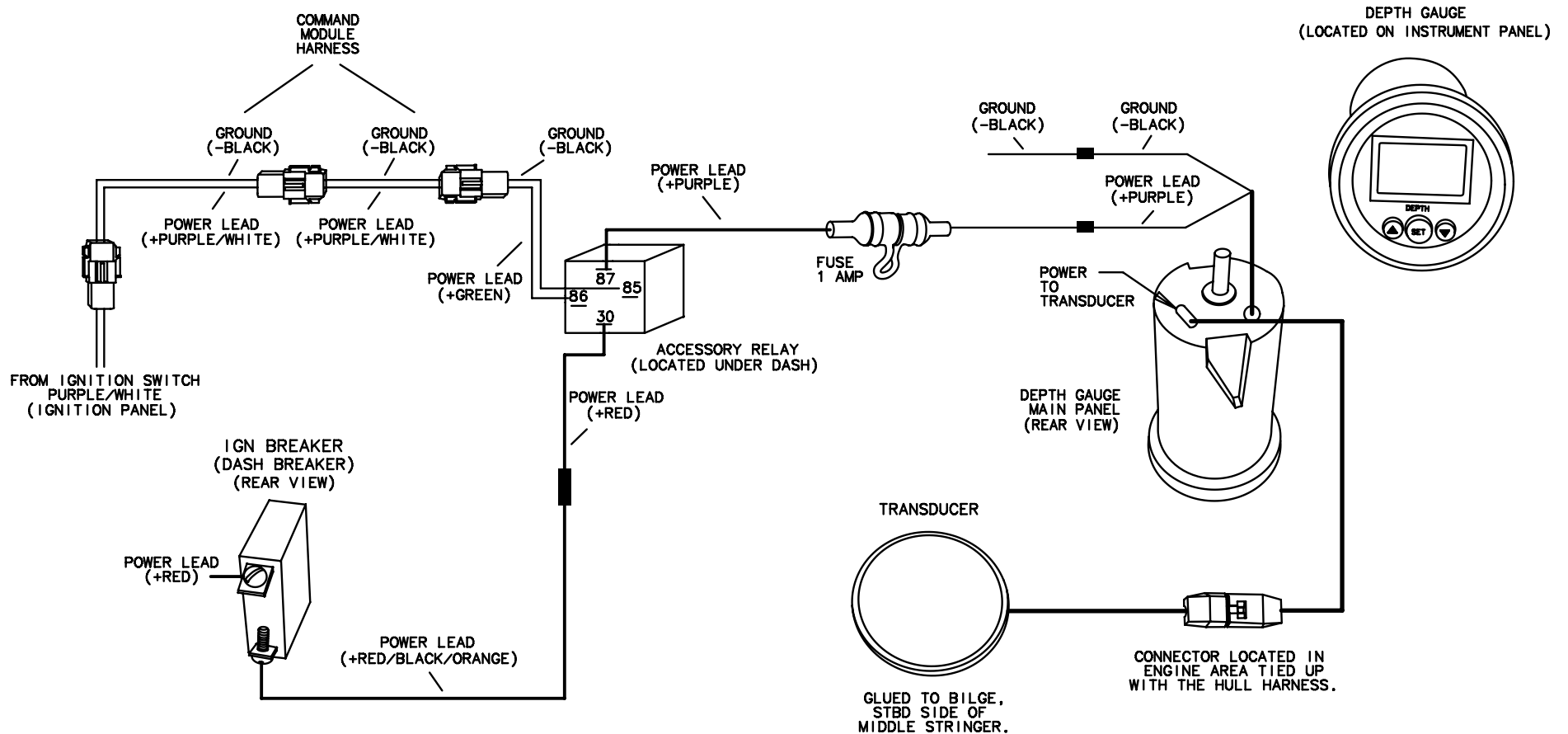


PLUG
INTERCONNECT



NOTE: CABLE RUNS FROM DEPTH GAUGE TO TRANSDUCER WITH THE DECK HARNESS, THEN THE HULL HARNESS.

RAYMARINE CHARTPLOTTER WILL RUN A CABLE DIRECTLY FROM PLOTTER TO THRU HULL TRANSDUCER IN THE SAME LOCATION AND CABLE ROUTING.



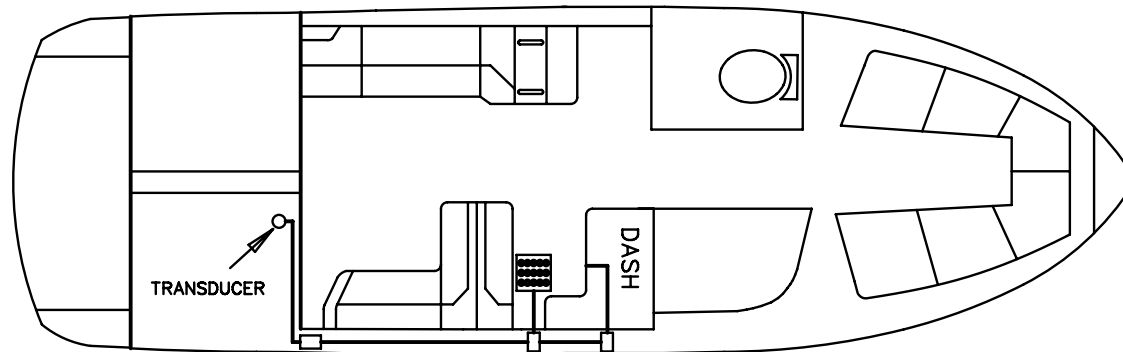
TITLE: DEPTH SOUNDER DTS		THUNDERBIRD PRODUCTS
		P.O. BOX 1003
MOD.: 270 BR	DR BY: KPP	DECATUR IN., 46733
NO.: 16	DATE: 10-6-16	(260) 724-9111

LEGEND

C-BREAKER
PANEL

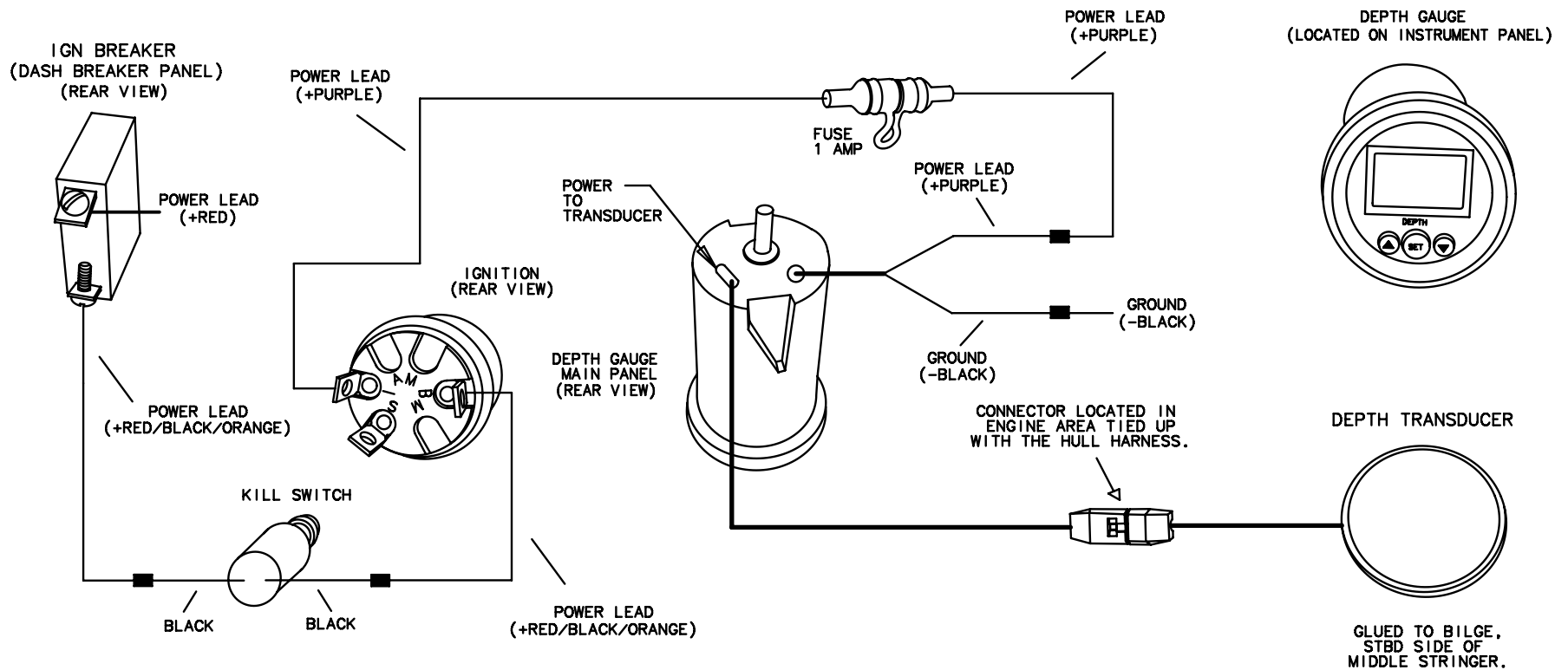


PLUG
INTERCONNECT



NOTE: CABLE RUNS FROM DEPTH GAUGE TO DEPTH SOUNDER UNIT WITH THE DECK HARNESS, THEN THE HULL HARNESS.

RAYMARINE CHARTPLOTTER WILL RUN A CABLE DIRECTLY FROM PLOTTER TO THRU HULL TRANSUCER IN THE SAME LOCATION AND CABLE ROUTING.

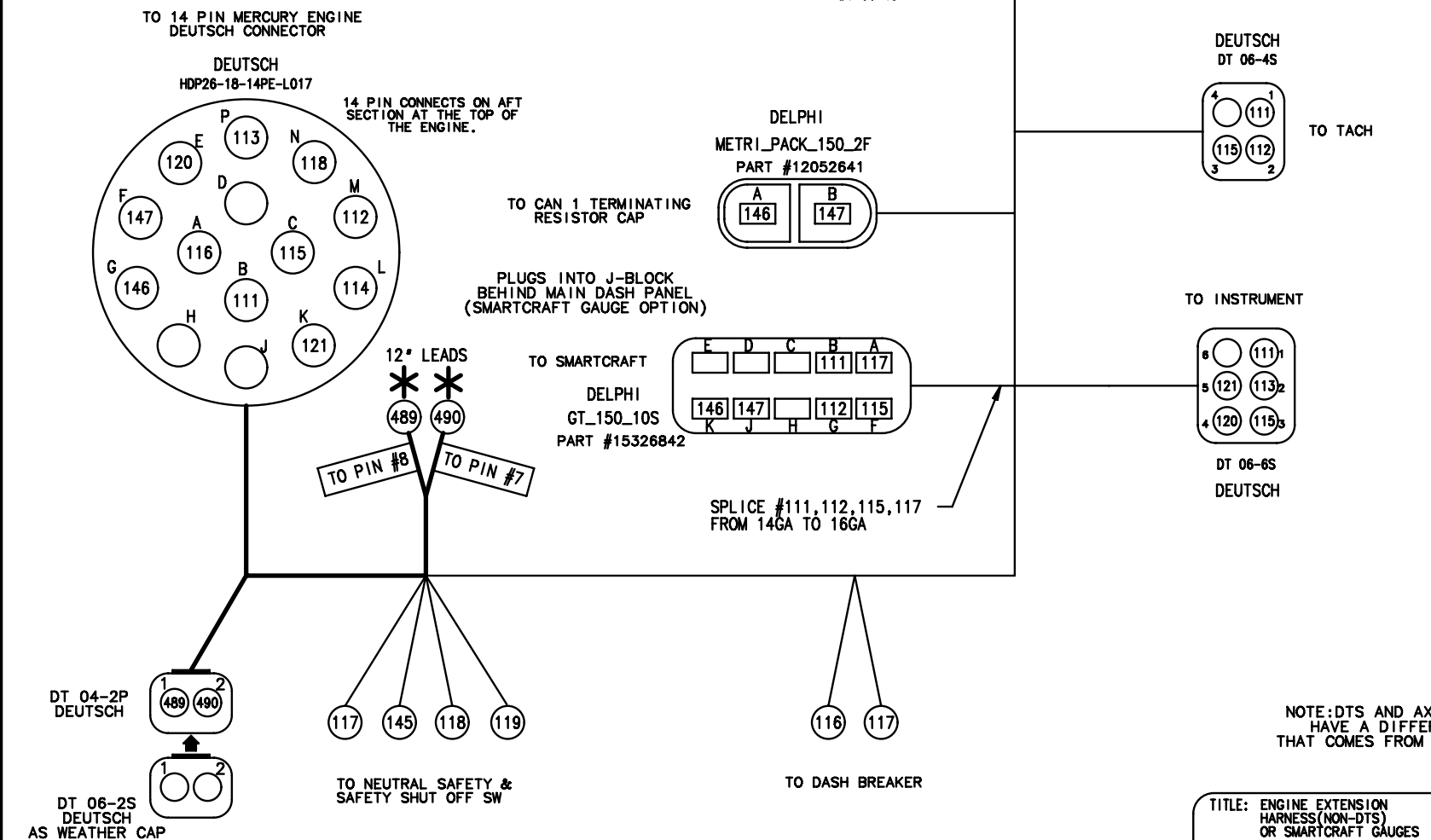


TITLE: DEPTH SOUNDER STANDARD		THUNDERBIRD PRODUCTS
		P.O. BOX 1003
MOD.: 270 BR	DR BY: KPP	DECATUR IN., 46733
NO.: 17	DATE: 10-6-16	(260) 724-9111

POS	COLOR	STRIPE	STRIPE GA	DESCRIPTION
111	BLACK			1 4 ENGINE GROUND STBD (ENGINE TO DASH)
112	GREY			1 4 TACH STBD (ENGINE TO TACH)
113	TAN			1 4 WATER TEMP SNDR STBD (ENG TO GAUGE)
114	TAN	BLUE		1 4 AUDIBLE ALARM STBD (ENG SWS TO ALARM)
115	PURPLE			1 4 IGNITION SWITCHED + (IGN TO DASH/ENG)
116	RED			1 4 ENGINE MAIN 12V + STBD (ENG TO BKR)
117	RED	BLACK	ORANGE	1 4 ENG MAIN 12V + STBD (BKR TO KILL SW)
118	YELLOW	RED		1 4 IGN START STBD (NEU/SFTY SW TO START SOLE)
119	YELLOW	RED	RED	1 4 IGN START STBD (IGN SW TO NEU/SFTY SW)
120	LTBLUE			1 4 OIL PRESSURE STBD (ENG TO GAUGE)
121	PURPLE	WHITE		1 4 OUTDRIVE TRIM INDICATOR (SNDR TO GAUGE)
145	RED	BLACK	ORANGE	1 4 ENGINE MAIN 12V + STBD (KILL SW TO IGN)
146	BLUE			1 6 CAN 1 + (ENG TO SMARTCRAFT)
147	WHITE			1 6 CAN 1 - (ENG TO SMARTCRAFT)
489	WHITE	BLUE	PURPLE	1 4 MERCURY OBD-M LIGHT (ENGINE TO LIGHT +)
490	WHITE	BLUE	RED	1 4 MERCURY OBD-M LIGHT (ENGINE TO LIGHT -)

NOTE: SEE MercRUISER MANUAL FOR FURTHER INFORMATION AND WIRING CONNECTIONS ON ENGINE EQUIPMENT.

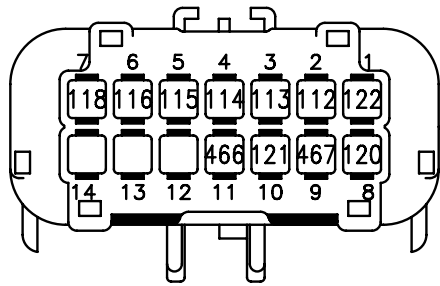
NOTE: FOR SINGLE ENGINE BOATS, STBD WIRES AND HARDWARE ARE USED.



NOTE: DTS AND AXIUS BOATS WILL HAVE A DIFFERENT HARNESS THAT COMES FROM MERCURY MARINE.

TITLE: ENGINE EXTENSION HARNESS(NON-DTS) OR SMARTCRAFT GAUGES		THUNDERBIRD PRODUCTS
MOD.: 270 BR		P.O. BOX 1003
DR BY: KPP		DECATUR IN., 46733
NO.: 18	DATE: 10-6-16	(260) 724-9111

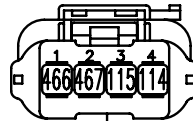
NUMBER	COLOR	STRIPE	STRIPE GA	DESCRIPTION
112	GREY			14 TACH STBD (ENGINE TO TACH)
113	TAN			14 WATER TEMP SNDR STBD (ENG TO GAUGE)
114	TAN	BLUE		14 AUDIBLE ALARM STBD (ENGINE SWITCHES TO ALARM)
115	PURPLE			14 IGNITION SWITCHED STBD (IGN TO DASH/ENG)
116	RED			14 ENGINE MAINE 12 V +STBD (ENG TO C-BKR)
117	RED	BLACK	ORANGE	14 ENGINE MAINE 12V + STBD (C-BKR TO KILL-SW)
118	YELLOW	RED		14 IGN START STBD (NEU/SFTY SW TO STARTER SOLENOID)
119	YELLOW	RED		14 IGN START STBD (IGN SW TO NEU/SFTY SW)
120	L. BLUE			14 OIL PRESSURE STBD (ENG TO GAUGE)
121	PURPLE	WHITE		14 OUTDRIVE TRIM INDICATOR (SNDR TO GAUGE)
122	BLACK			14 ENGINE GROUND PORT (ENG TO DASH)
145	RED	BLACK	ORANGE	14 ENGINE MAIN 12V + STBD (KILL SW TO IGN)
466	DK GREEN	BLACK		14 ENGINE WARNING (ENGINE TO DASH LIGHT)
467	DK GREEN	YELLOW		14 EMISSION WARNING (ENGINE TO DASH LIGHT)



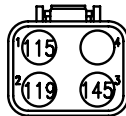
APEX 14-WAY
MALE
54201415

TO ENGINE

APEX 4-WAY
FEMALE
54200409



TO ENGINE



DT06-4S

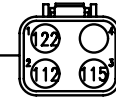
TO KEY SWITCH



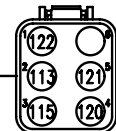
AUDIBLE ALARM



TO TACHOMETER



DT06-4S

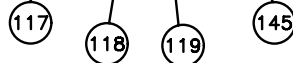


DT06-6S

TO DASH INSTRUMENTS




TO DASH BREAKER



TO NEUTRAL SAFETY &
SAFETY SHUT OFF SWITCH

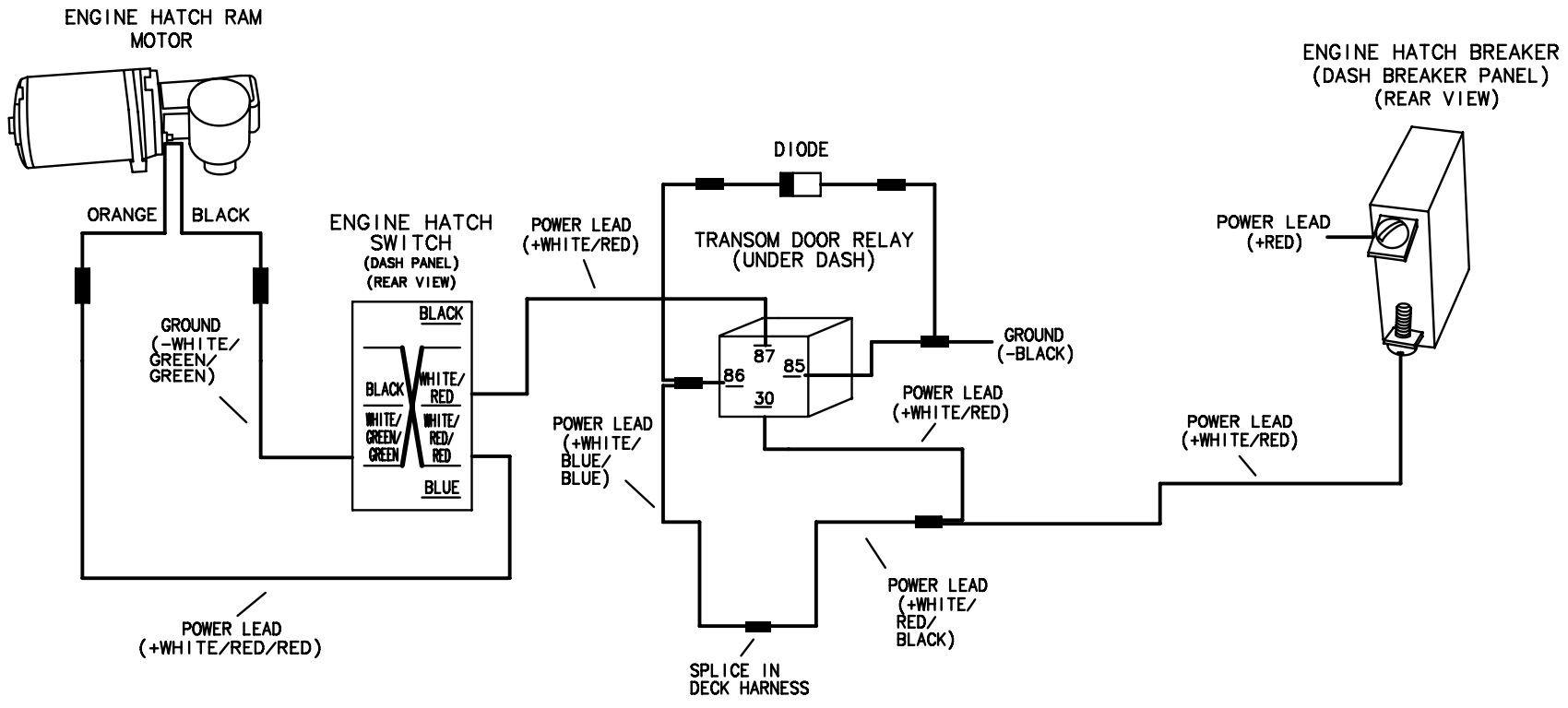
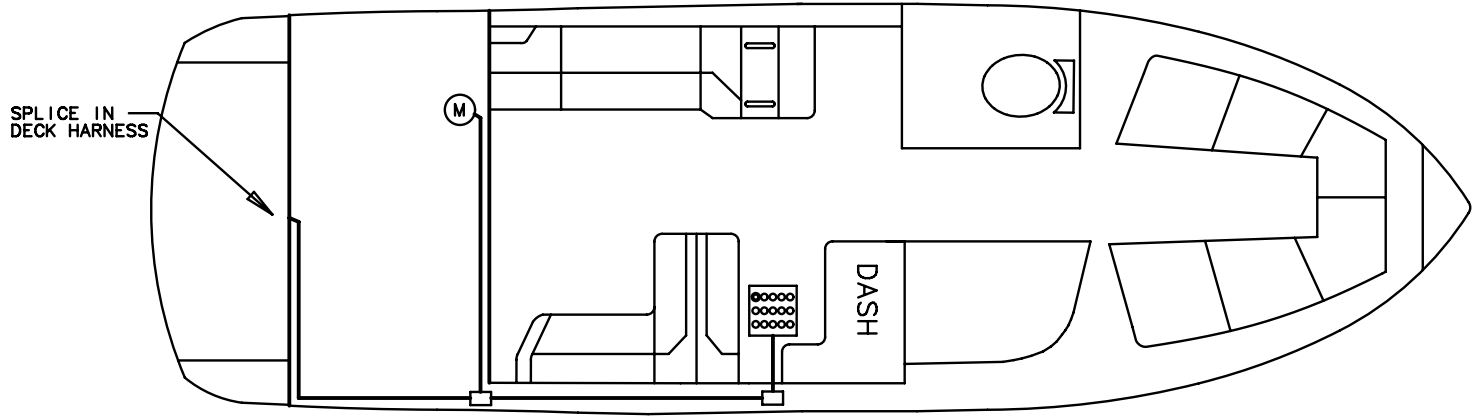
TITLE: ENGINE EXTENSION HARNESS VOLVO STANDARD		THUNDERBIRD PRODUCTS
		P.O. BOX 1003
MOD.: 270 BR	DR BY: KPP	DECATUR IN., 46733
NO.: 19	DATE: 10-6-16	(260) 724-9111

LEGEND

C-BREAKER PANEL 

MOTOR 

PLUG INTERCONNECT 



TITLE: ENGINE HATCH RAM		THUNDERBIRD PRODUCTS
		P.O. BOX 1003
MOD.: 270 BR	DR BY: KPP	DECATUR IN., 46733
NO.: 20	DATE: 10-6-16	(260) 724-9111

LEGEND

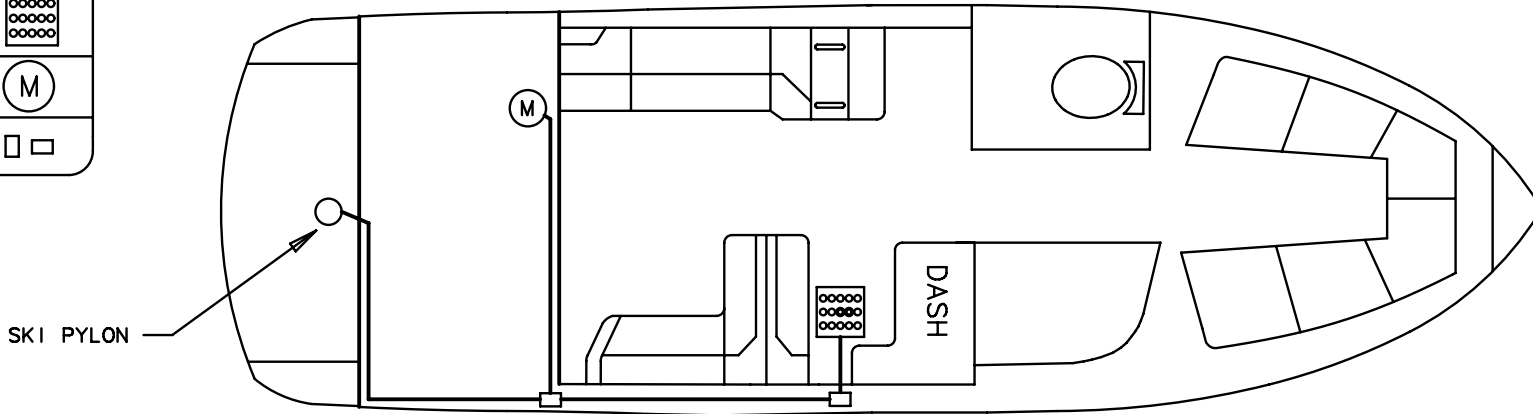
C-BREAKER
PANEL




MOTOR



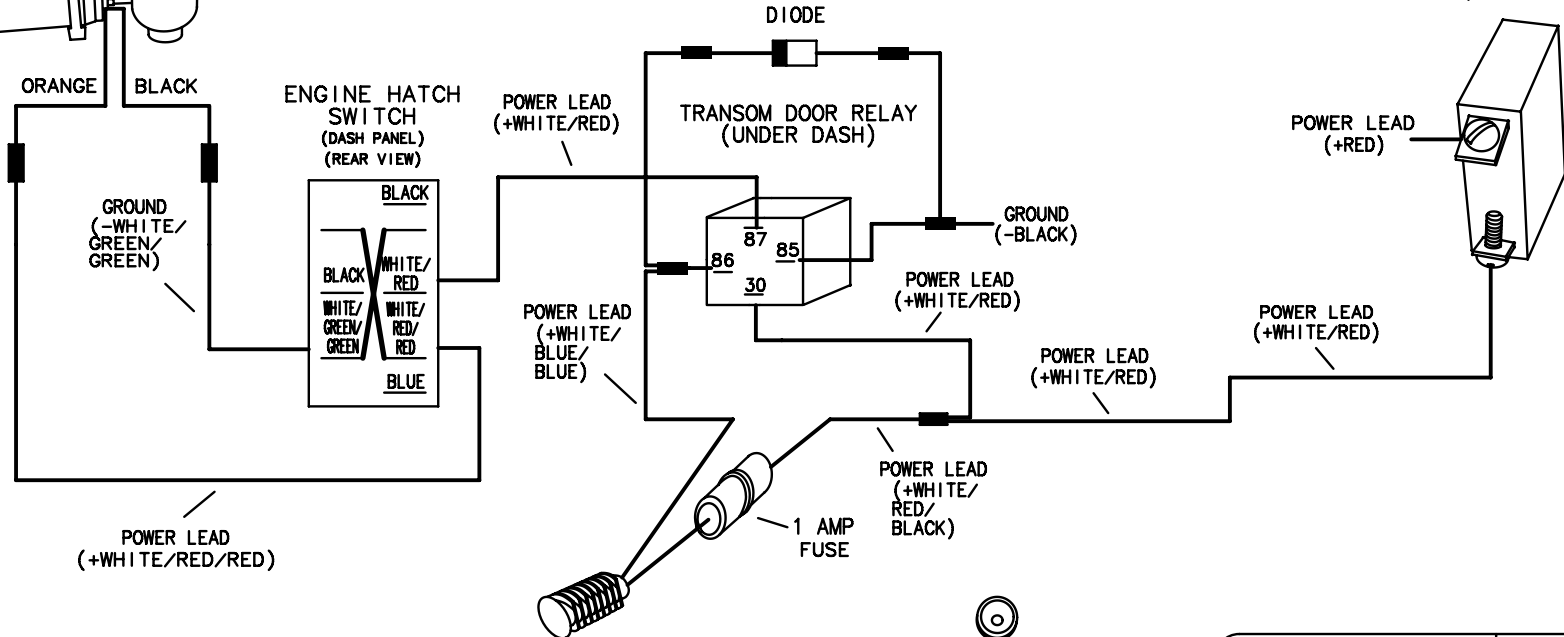
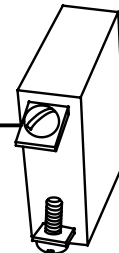
PLUG
INTERCONNECT



ENGINE HATCH RAM
MOTOR



ENGINE HATCH BREAKER
(DASH BREAKER PANEL)
(REAR VIEW)




MAGNETIC REED SWITCH
(DECK)

MAGNETIC REED SWITCH
(SKI PYLON LID)

<https://www.boat-manuals.com/formula/>

TITLE: ENGINE HATCH RAM W/SKI PYLON		THUNDERBIRD PRODUCTS
		P.O. BOX 1003
MOD.: 270 BR	DR BY: KPP	DECATUR IN., 46733
NO.: 21	DATE: 10-6-16	(260) 724-9111

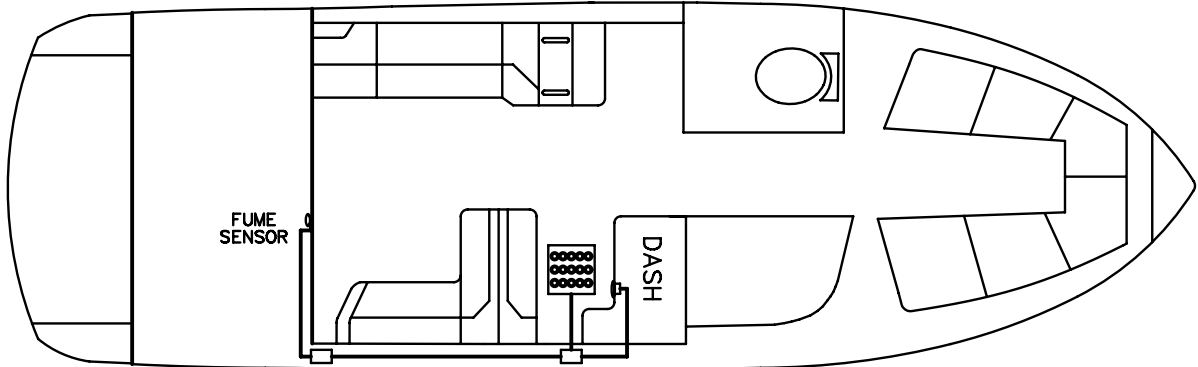
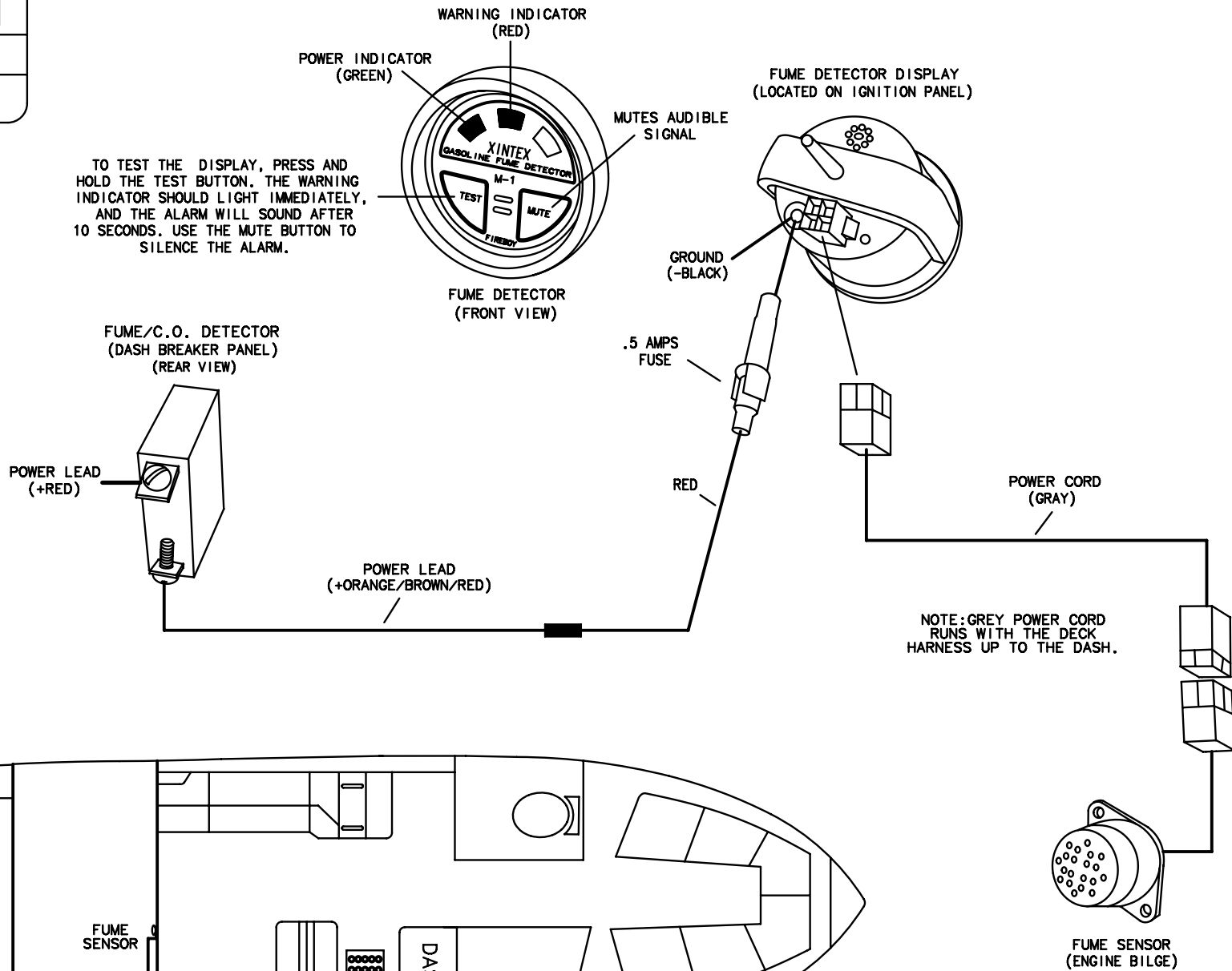
LEGEND

C-BREAKER PANEL 

PLUG INTERCONNECT 

CONNECTOR 

TO TEST THE DISPLAY, PRESS AND HOLD THE TEST BUTTON. THE WARNING INDICATOR SHOULD LIGHT IMMEDIATELY, AND THE ALARM WILL SOUND AFTER 10 SECONDS. USE THE MUTE BUTTON TO SILENCE THE ALARM.



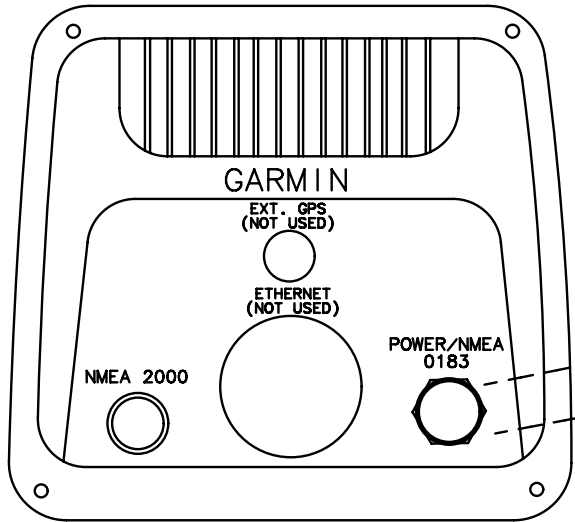
TITLE: FUME DETECTOR		THUNDERBIRD PRODUCTS
		P.O. BOX 1003
MOD.: 270 BR	DR BY: KPP	DECATUR IN., 46733
NO.: 22	DATE: 10-6-16	(260) 724-9111

LEGEND

C-BREAKER
PANEL

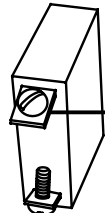


PLUG
INTERCONNECT



NOTE: GARMIN USES
INTERNAL GPS

GPS/PLOTTER BREAKER
(DASH BREAKER PANEL)
(REAR VIEW)



POWER LEAD
(+RED)

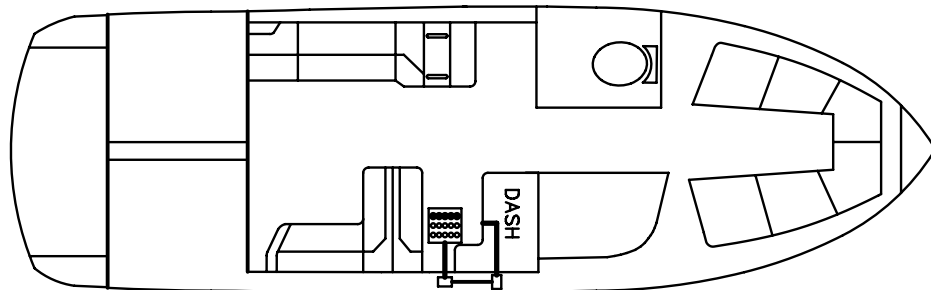
GROUND
(-BLACK)

BLACK

FUSE

RED

POWER LEAD
(+ORANGE/BROWN/BROWN)



TITLE:GPS-CHARTPLOTTER GARMIN		THUNDERBIRD PRODUCTS
		P.O. BOX 1003
MOD.: 270 BR	DR BY: KPP	DECATUR IN., 46733
NO.: 23	DATE:10-6-16	(260) 724-9111

LEGEND

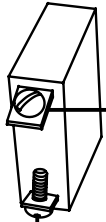
C-BREAKER
PANEL



PLUG
INTERCONNECT

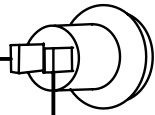


HORN BREAKER
(DASH BREAKER PANEL)
(REAR VIEW)



POWER LEAD
(+RED)

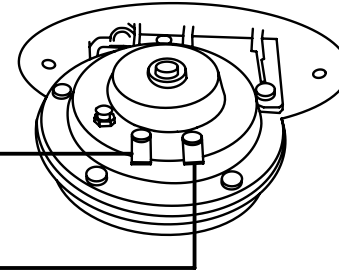
HORN SWITCH
(IGN. PANEL)
(REAR VIEW)



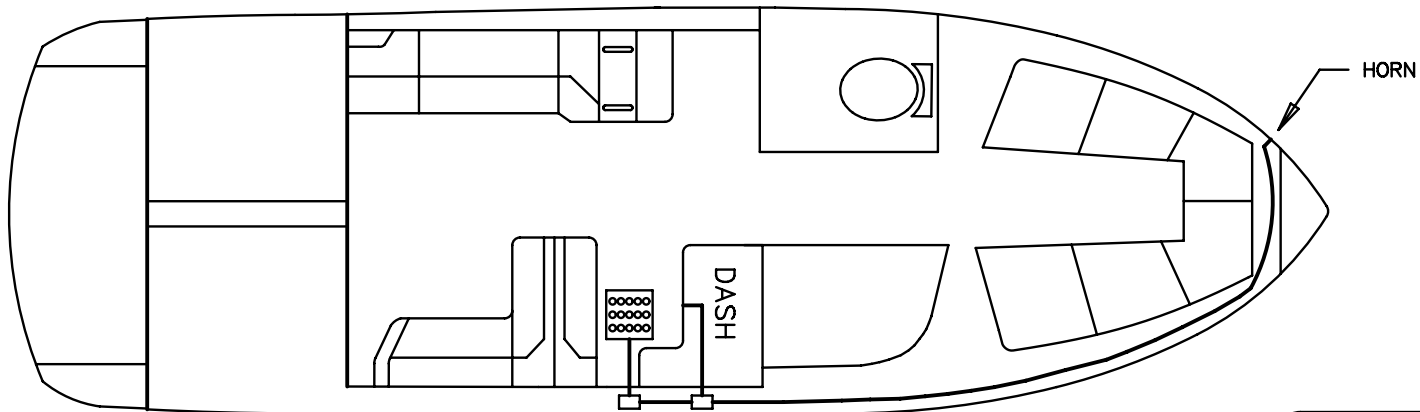
POWER LEAD
(+ORANGE/WHITE)

HORN

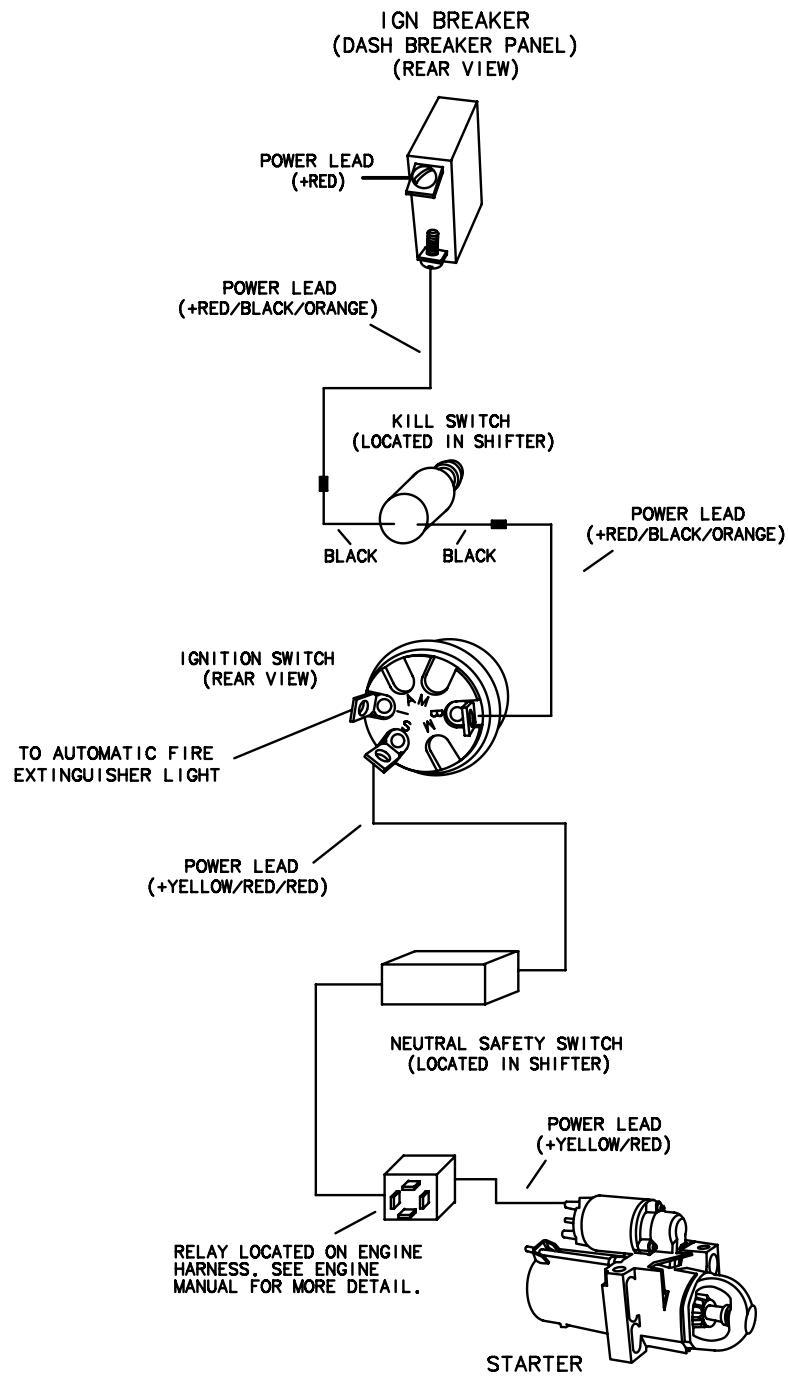
GROUND
(-BLACK)



POWER LEAD
(+ORANGE/WHITE)



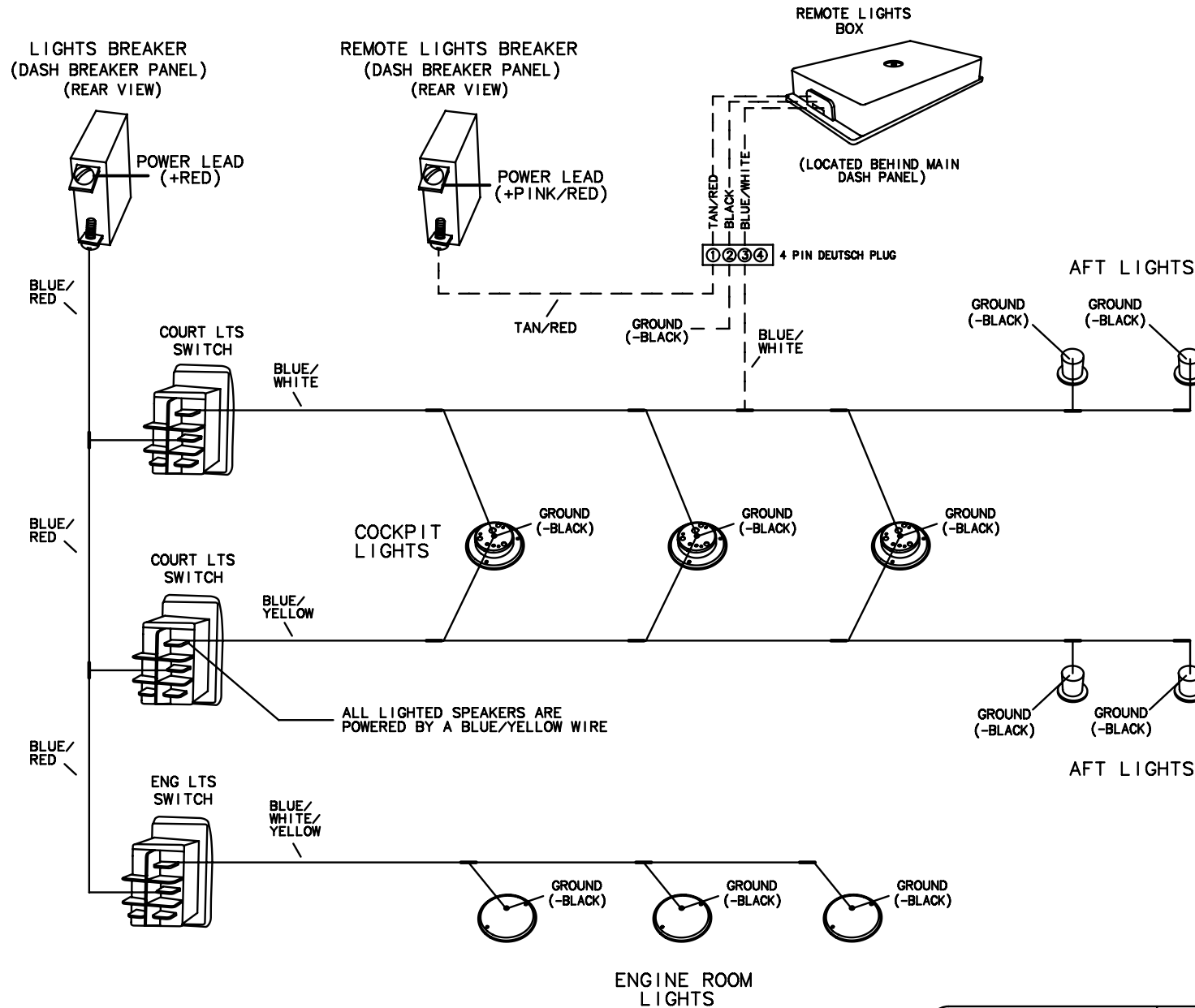
TITLE: HORN		THUNDERBIRD PRODUCTS
		P.O. BOX 1003
MOD.: 270 BR	DR BY: KPP	DECATUR IN., 46733
NO.: 24	DATE: 10-6-16	(260) 724-9111



<https://www.boat-manuals.com/formula/>

TITLE: IGNITION, GAS ENGINE STANDARD		THUNDERBIRD PRODUCTS
		P.O. BOX 1003
MOD.: 270 BR	DR BY: KPP	DECATUR IN., 46733
NO.: 25	DATE: 10-8-16	(260) 724-9111

NOTE: REMOTE LIGHT BOX
BOX OPTIONAL



TITLE: COURTESY LIGHTS		THUNDERBIRD PRODUCTS
		P.O. BOX 1003
MOD.: 270 BR	DR BY: KPP	DECATUR IN., 46733
NO.: 26	DATE: 10-6-16	(260) 724-9111

LEGEND

C-BREAKER PANEL



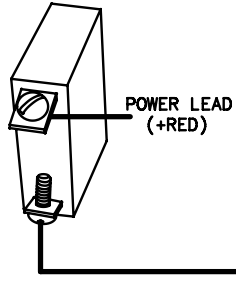
DOCKING LIGHT



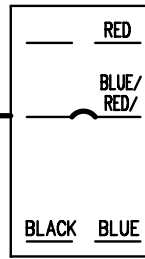
PLUG



LIGHTS BREAKER
(DASH BREAKER PANEL)
(REAR VIEW)



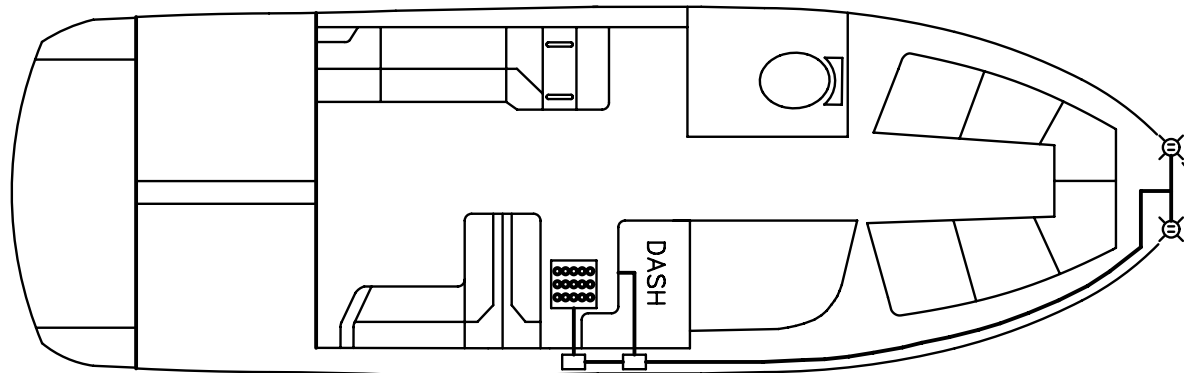
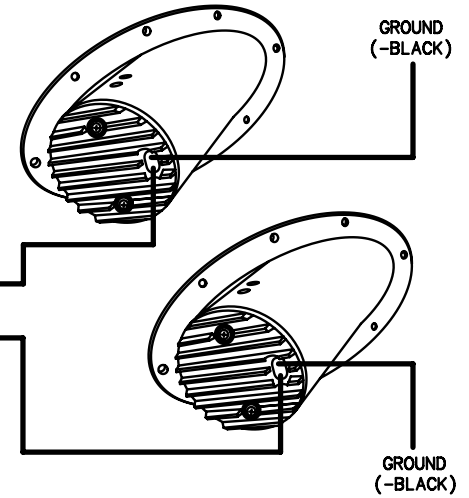
DOCKING LIGHTS SWITCH
(ACCESSORY PANEL)
(REAR VIEW)



POWER LEAD
(+RED)


POWER LEAD
(+BLUE/RED)

DOCKING LIGHTS
(REAR VIEW)



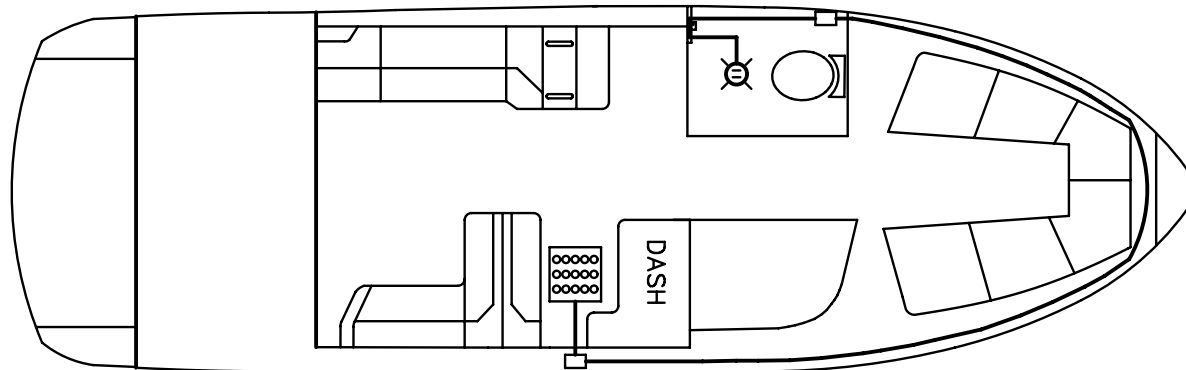
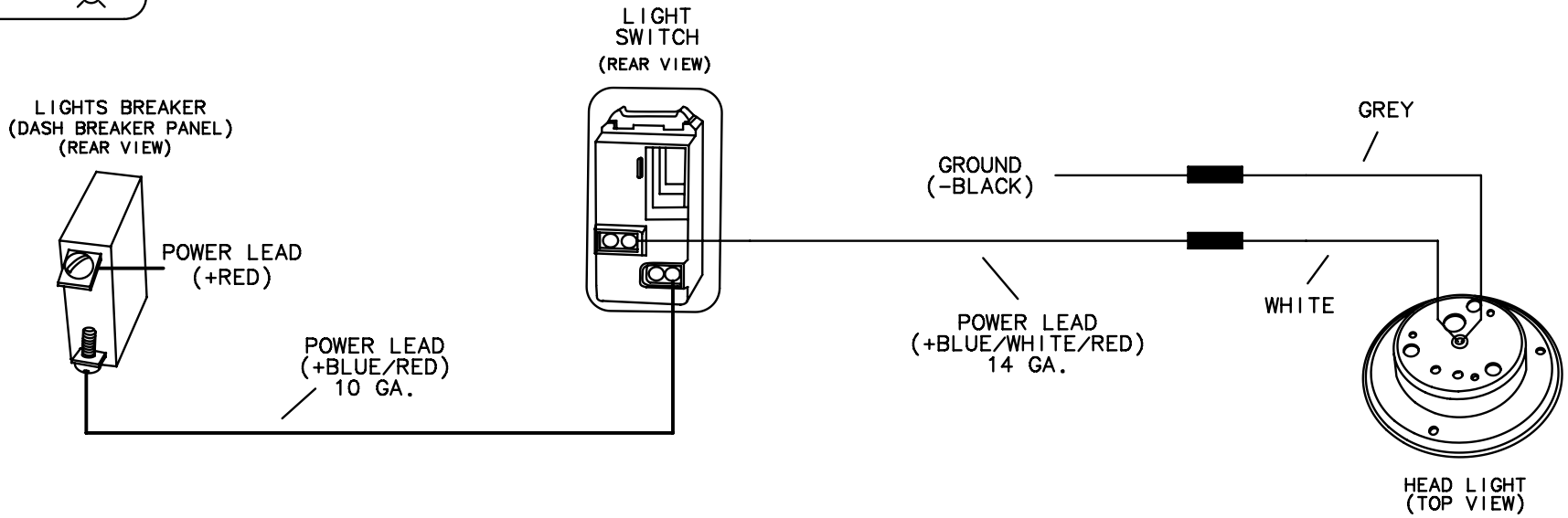
TITLE: DOCKING LIGHTS		THUNDERBIRD PRODUCTS
		P.O. BOX 1003
MOD.: 270 BR	DR BY: KPP	DECATUR IN., 46733
NO.: 27	DATE: 10-6-16	(260) 724-9111

LEGEND

C-BREAKER PANEL 

PLUG INTERCONNECT 

LIGHT 



TITLE: HEAD UNIT LIGHT		THUNDERBIRD PRODUCTS
		P.O. BOX 1003
MOD.: 270 BR	DR BY: KPP	DECATUR IN., 46733
NO.: 28	DATE: 10-6-16	(260) 724-9111

LEGEND

C-BREAKER PANEL 

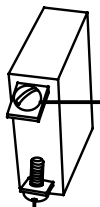
LIGHT 

PLUG INTERCONNECT 

CONNECTOR 

NOTE: MULTIPLE SWITCH CONFIGURATIONS DEPENDING ON OPTIONS. PLEASE REFER TO THE "ACCESSORY PANEL" PAGE

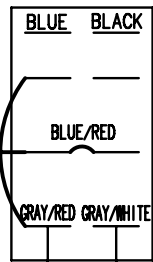
LIGHTS BREAKER (DASH BREAKER PANEL) (REAR VIEW)



POWER LEAD (+RED)

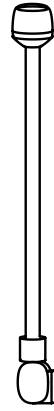
POWER LEAD (+BLUE/RED)

NAV/ANCH LTS SWITCH (DASH PANEL) (REAR VIEW)



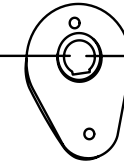
POWER LEAD (+GRAY/RED)

MAST/ANCHOR LIGHT



GROUND (-BLACK)

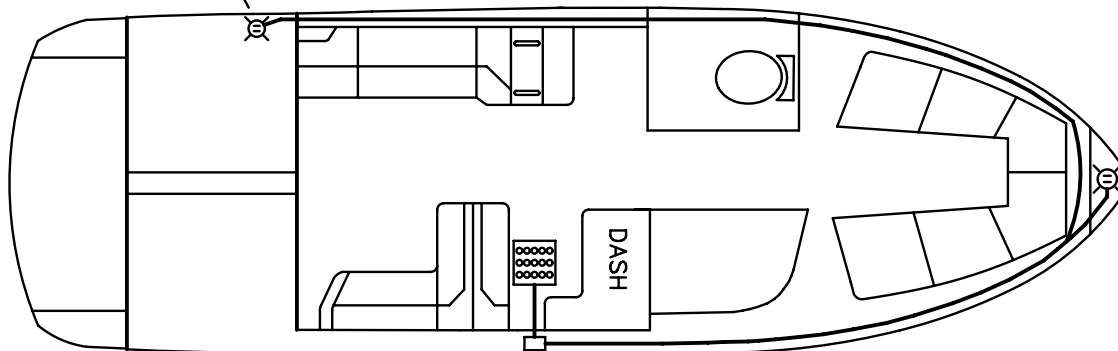
GROUND (-BLACK)



NAVIGATION LIGHT (REAR VIEW)

POWER LEAD (+GRAY/WHITE)

IF NO ARCH, MAST/ANCHOR LIGHT LOCATED ON PORT SIDE.



NAVIGATION LIGHT (MOUNTED ON BOW)

TITLE: NAV/ANCH LIGHTS		THUNDERBIRD PRODUCTS
		P.O. BOX 1003
MOD.: 270 BR	DR BY: KPP	DECATUR IN., 46733
NO.: 29	DATE: 10-6-16	(260) 724-9111

LEGEND

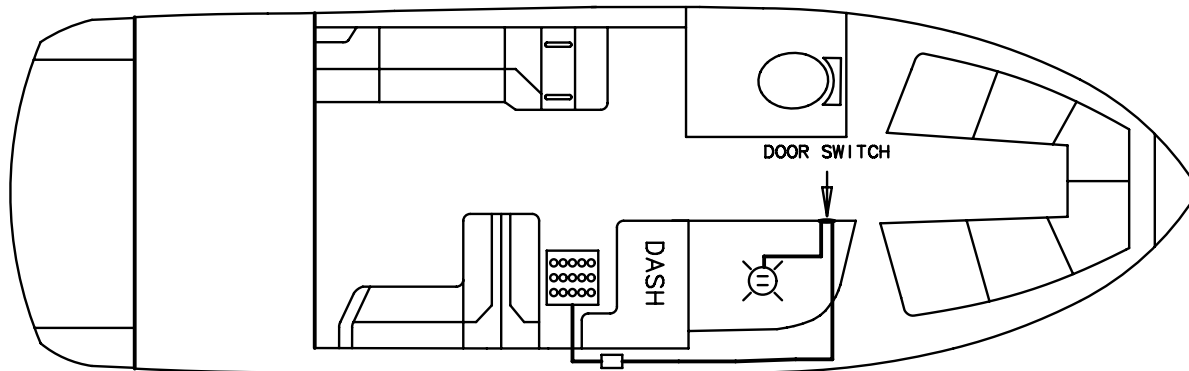
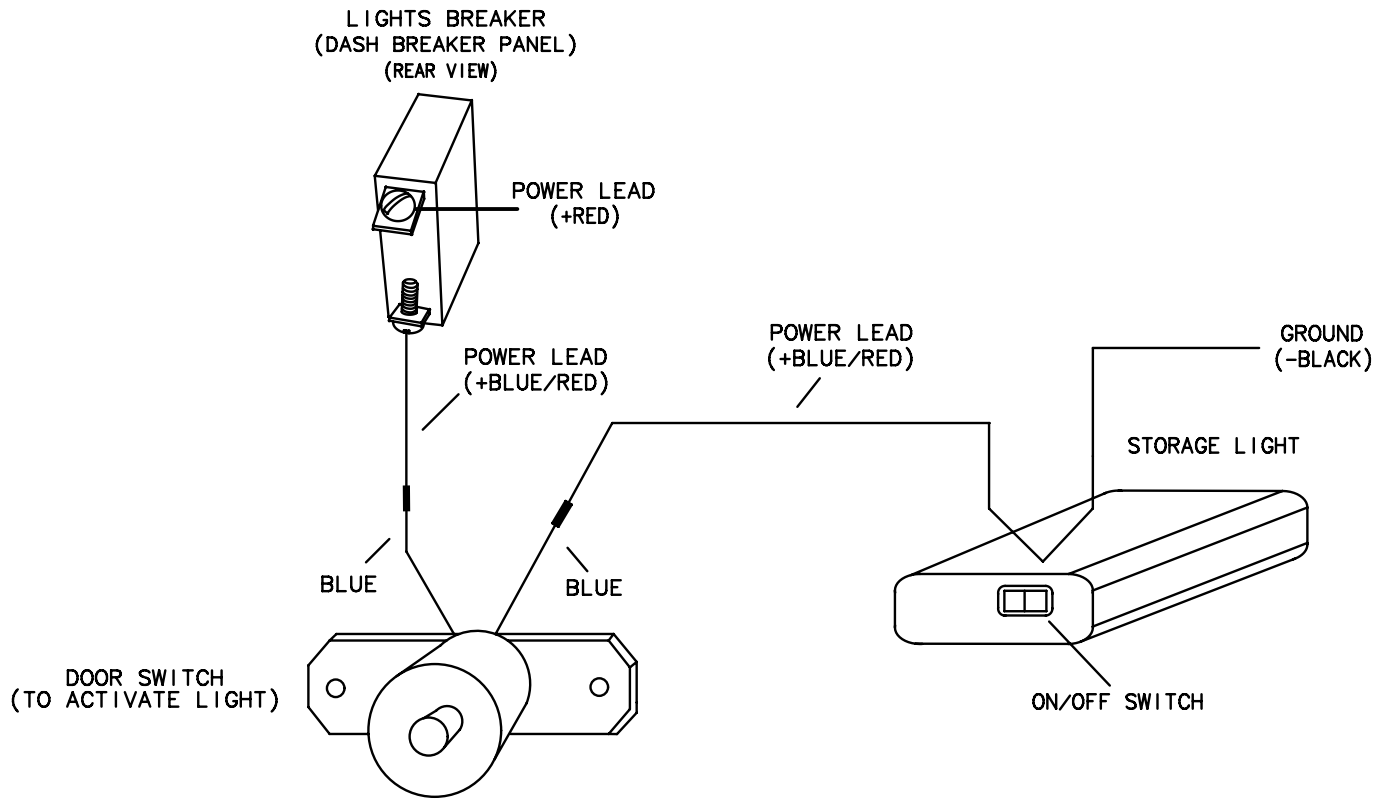
C-BREAKER
PANEL



LIGHT




PLUG
INTERCONNECT



TITLE: STORAGE LIGHT		THUNDERBIRD PRODUCTS
		P.O. BOX 1003
MOD.: 270 BR	DR BY: KPP	DECATUR IN., 46733
NO.: 30	DATE: 10-6-16	(260) 724-9111

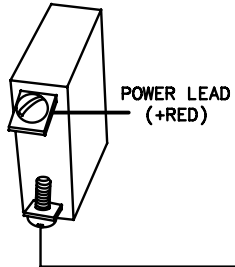
LEGEND

MACERATOR CONTROL 

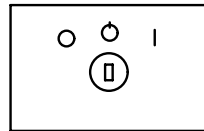
PLUG INTERCONNECT 

BREAKER PANEL 

WASTE SYSTEM BREAKER
(DASH BREAKER PANEL)
(REAR VIEW)

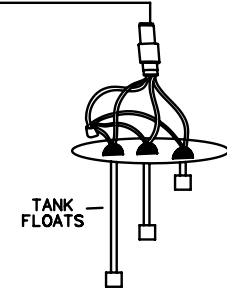


MACERATOR CONTROL



DEUTSCH CONNECTOR

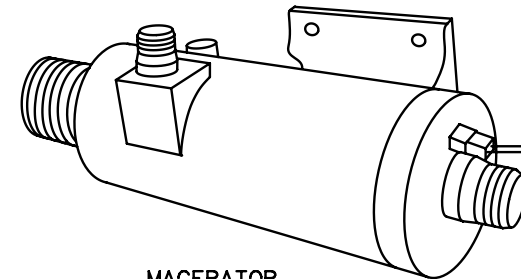
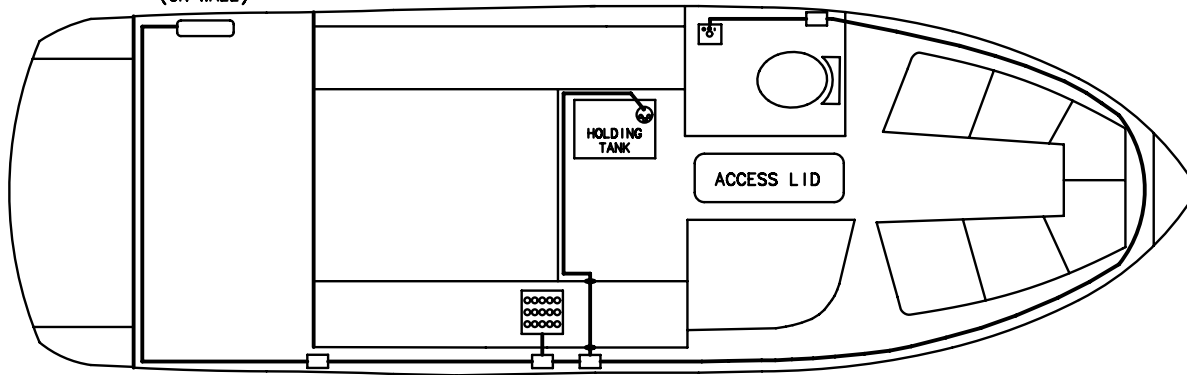
- GREEN — BLACK/WHITE/YELLOW (TO "EMPTY" FLOAT)
- BROWN — GREEN/ORANGE (TO MACERATOR)
- RED — GREEN/RED (POWER IN)
- BLACK — BLACK (GROUND)



POWER LEAD
(+GREEN/RED)

POWER LEAD
(+GREEN/ORANGE)

MACERATOR
(ON WALL)



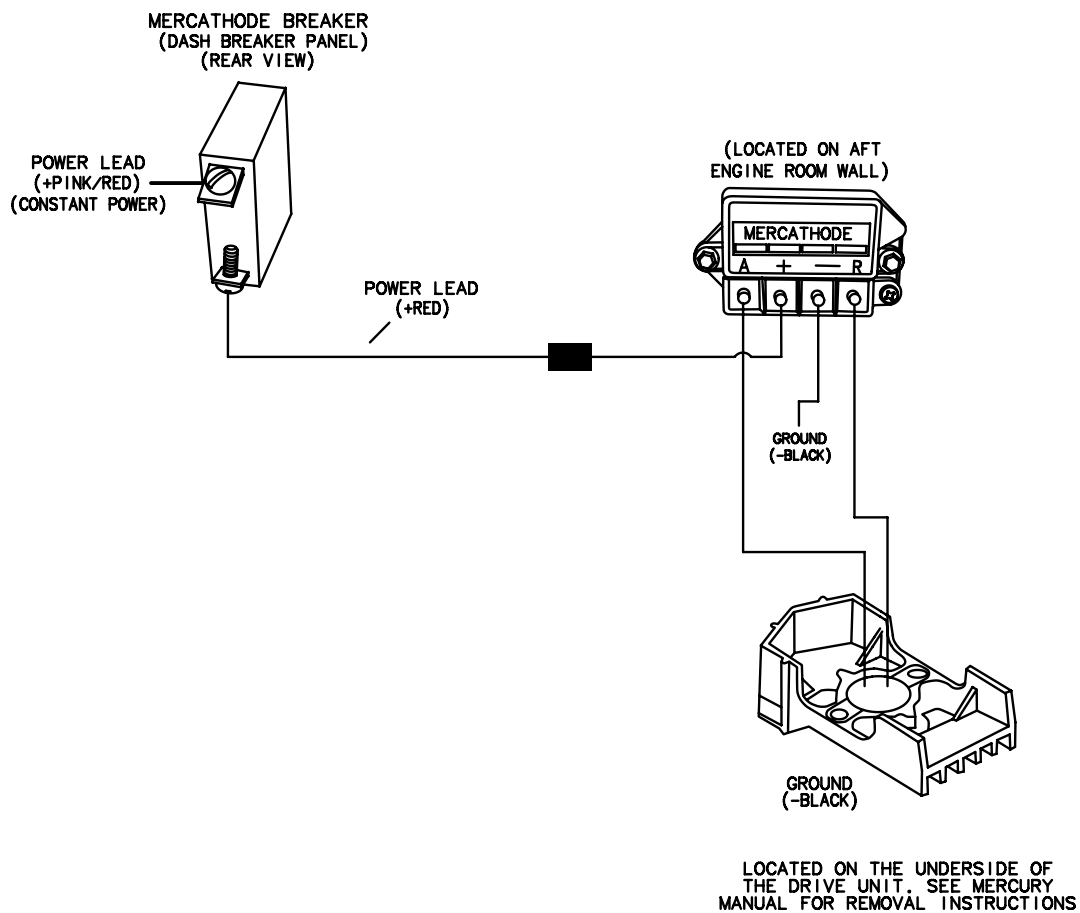
MACERATOR

GROUND
(-BLACK)

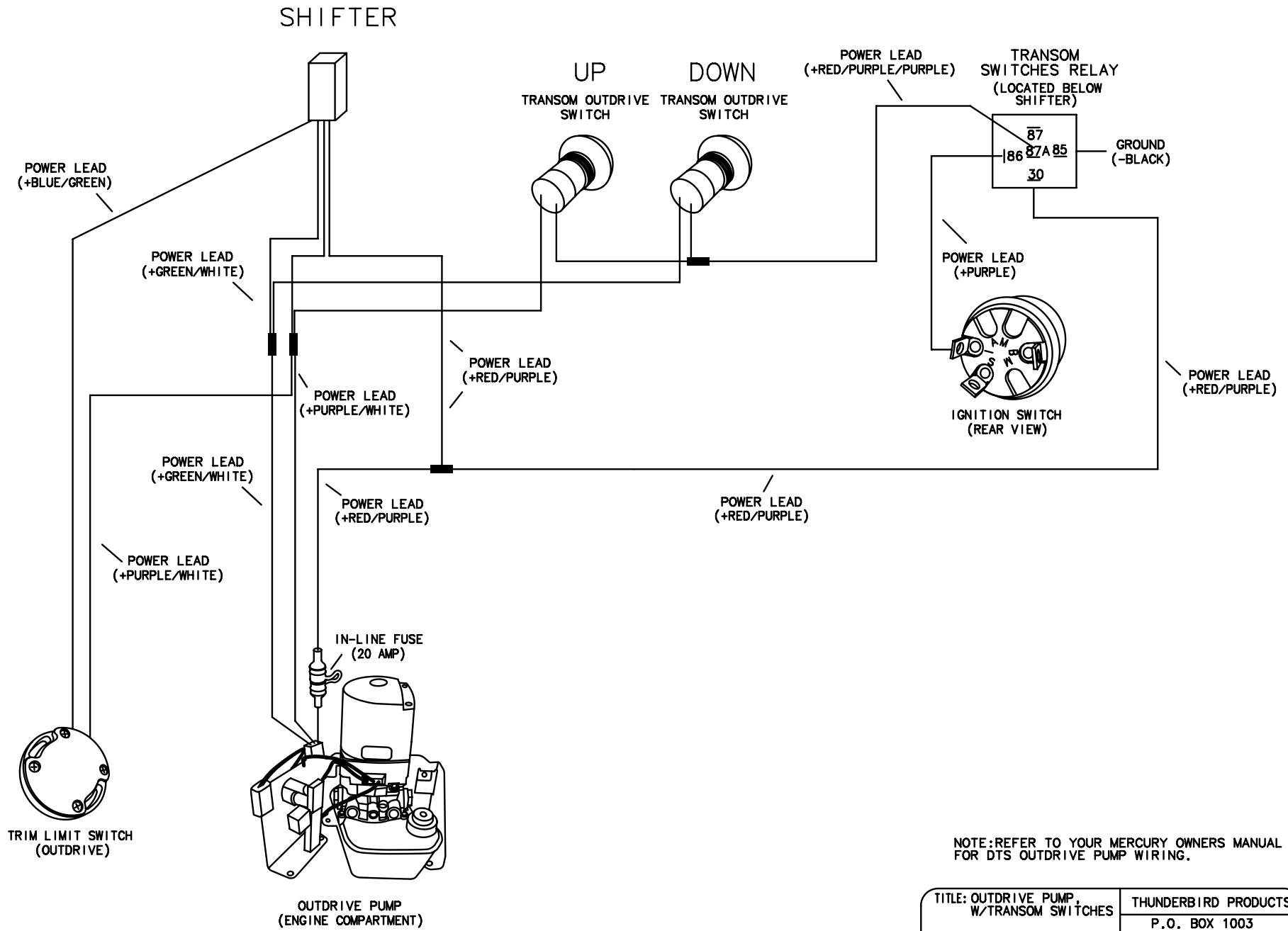
NOTE: ACCESS TO HOLDING TANK IN
AFT OF CENTER FLOOR STORAGE.

<https://www.boat-manuals.com/formula/>

TITLE: MACERATOR (ELECTRICAL)		THUNDERBIRD PRODUCTS
		P.O. BOX 1003
MOD.: 270 BR	DR BY: KPP	DECATUR IN., 46733
NO.: 31	DATE: 10-6-16	(260) 724-9111

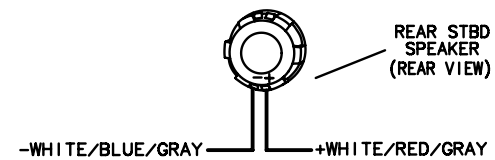
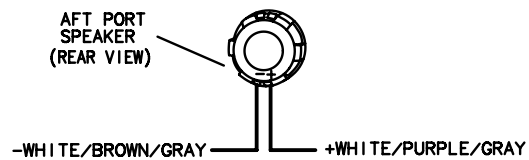
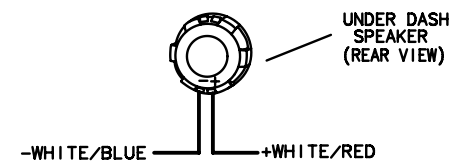
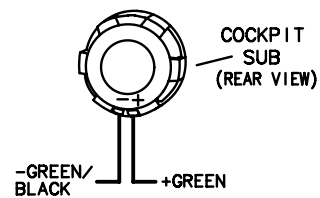
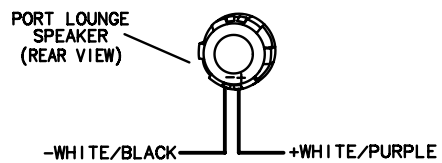
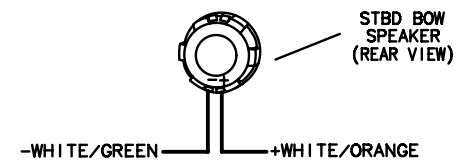
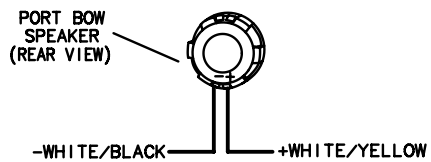


TITLE: MERCATHODE		THUNDERBIRD PRODUCTS
		P.O. BOX 1003
MOD.: 270 BR	DR BY: KPP	DECATUR IN., 46733
NO.: 32	DATE: 10-6-16	(260) 724-9111



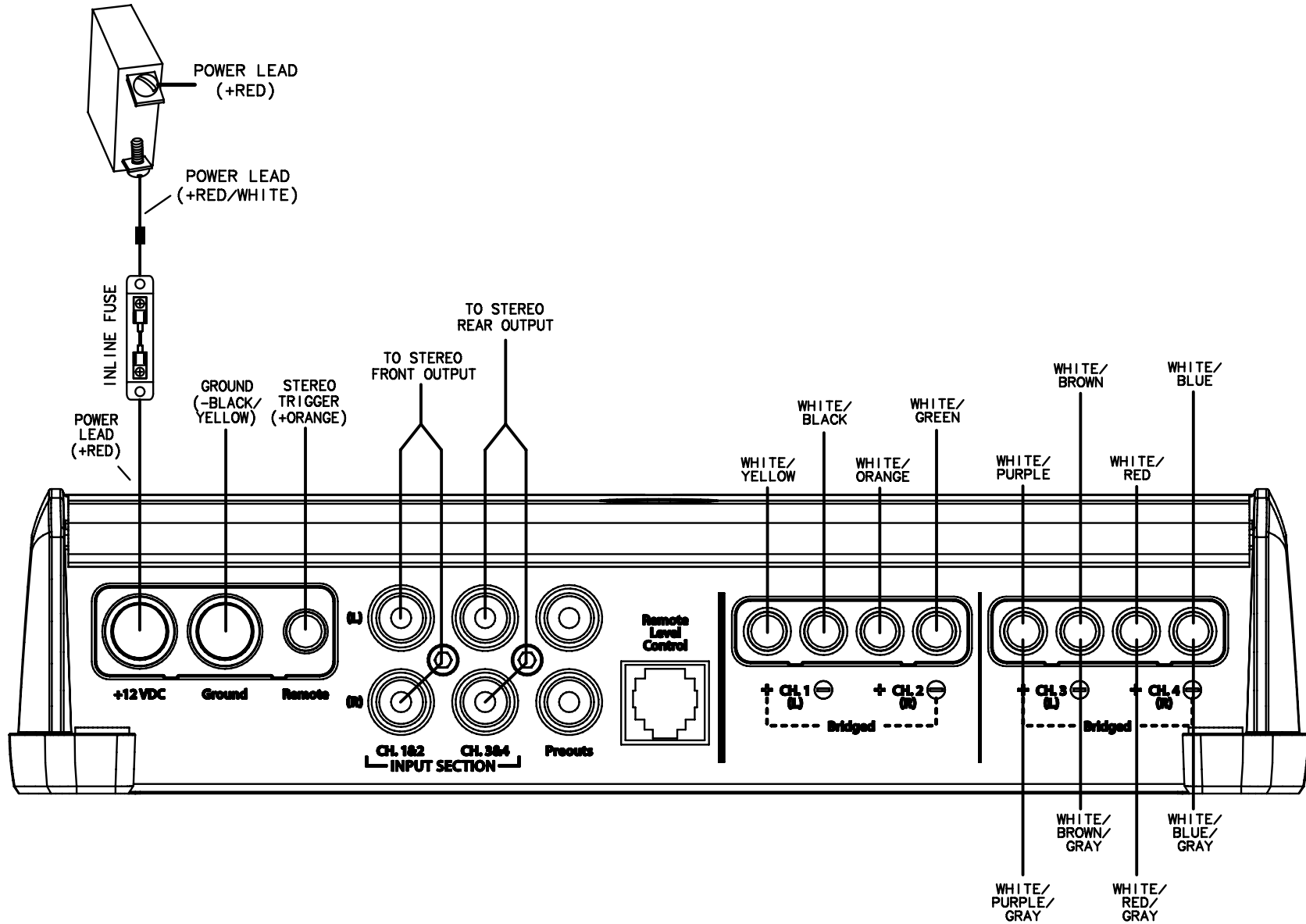
NOTE: REFER TO YOUR MERCURY OWNERS MANUAL FOR DTS OUTDRIVE PUMP WIRING.

TITLE: OUTDRIVE PUMP, W/TRANSOM SWITCHES		THUNDERBIRD PRODUCTS
		P.O. BOX 1003
MOD.: 270 BR	DR BY: KPP	DECATUR IN., 46733
NO.: 33	DATE: 10-6-16	(260) 724-9111



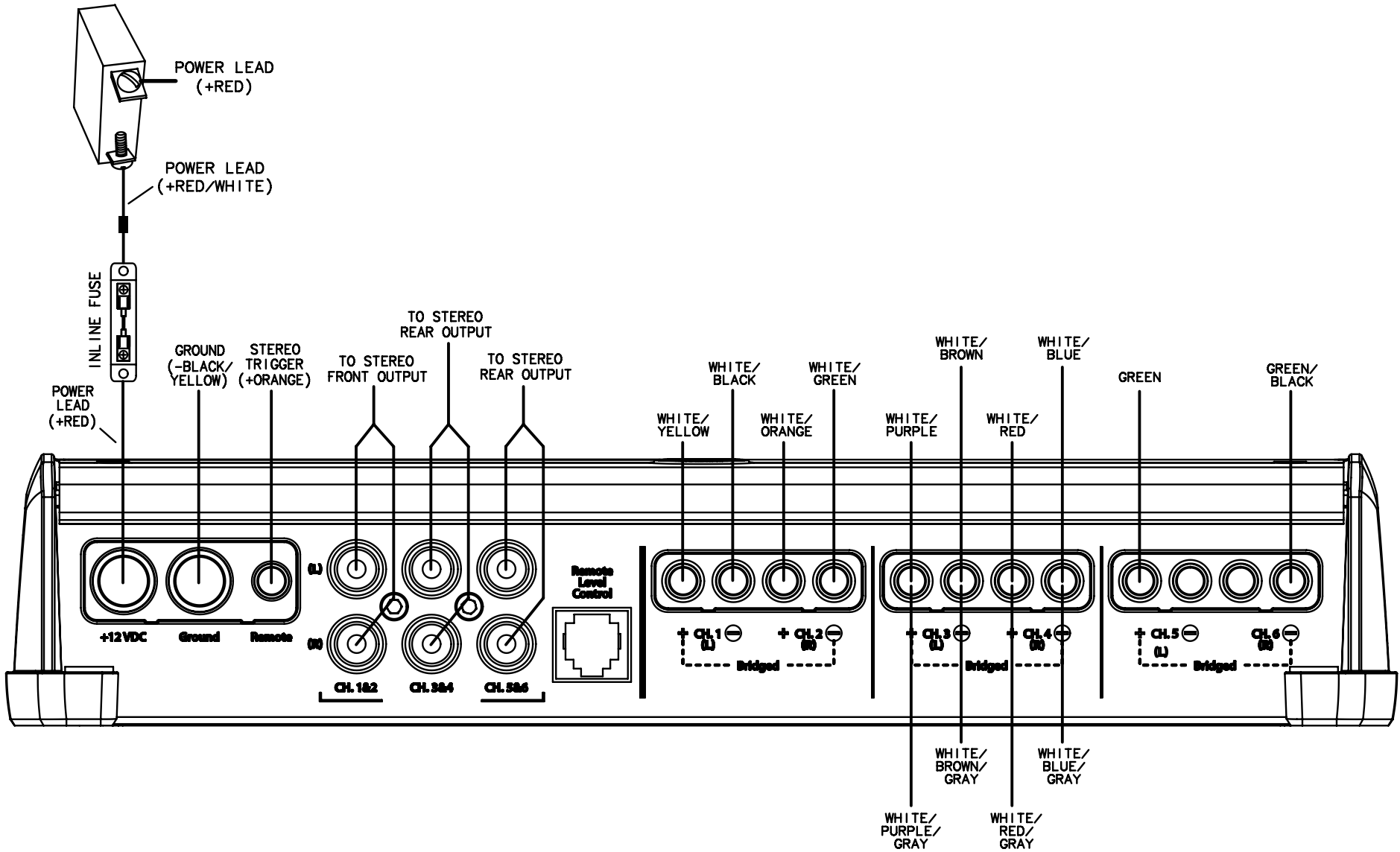
TITLE: SPEAKERS		THUNDERBIRD PRODUCTS
		P.O. BOX 1003
MOD.: 270 BR	DR BY: KPP	DECATUR IN., 46733
NO.: 34	DATE: 10-6-16	(260) 724-9111

STEREO AMP BREAKER
(DASH BREAKER PANEL)
(REAR VIEW)

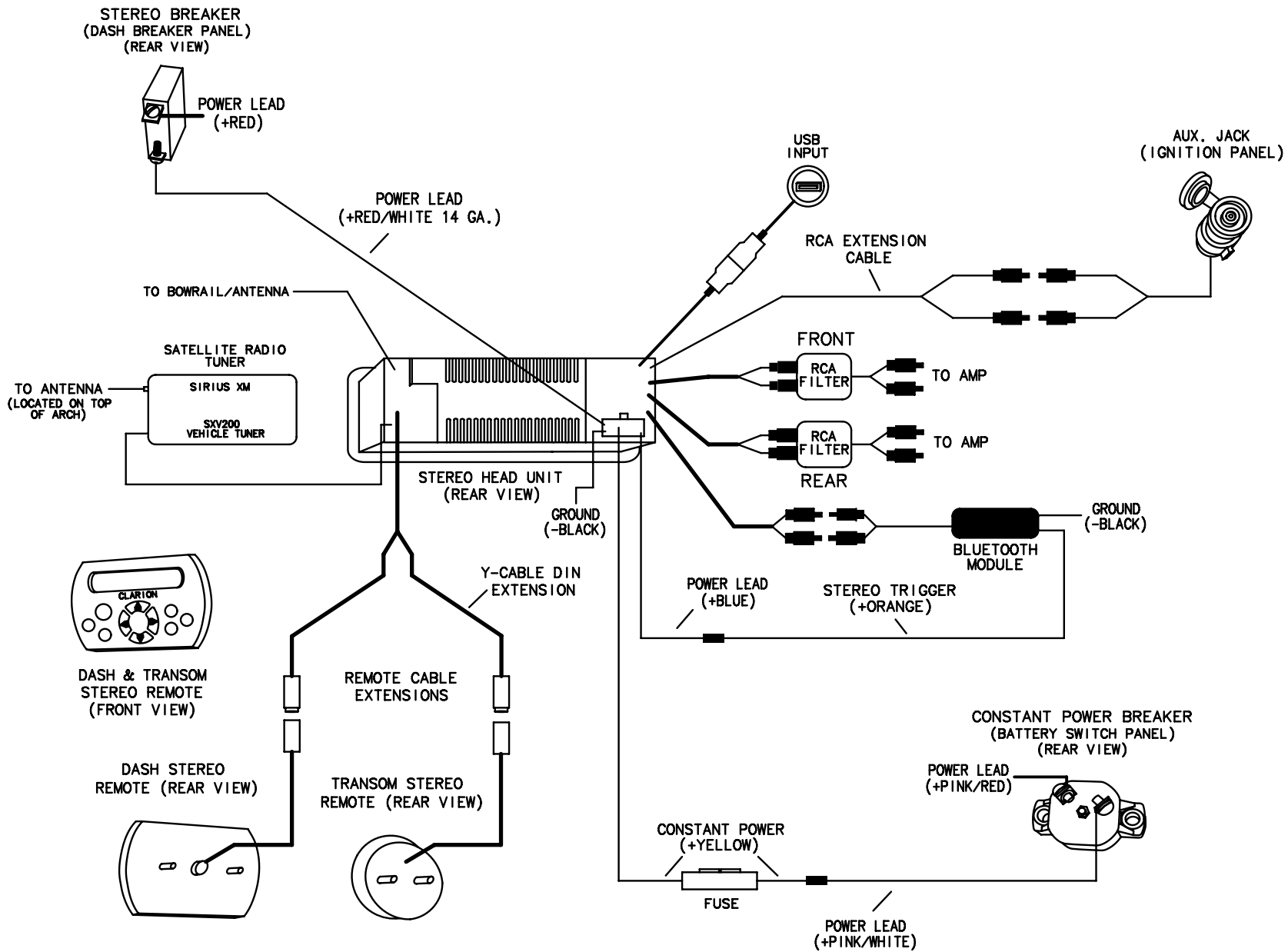


TITLE: STEREO AMP		THUNDERBIRD PRODUCTS
		P.O. BOX 1003
MOD.: 270 BR	DR BY: KPP	DECATUR IN., 46733
NO.: 35	DATE: 10-6-16	(260) 724-9111

STEREO AMP BREAKER
(DASH BREAKER PANEL)
(REAR VIEW)




TITLE: STEREO AMP W/ SUBWOOFER		THUNDERBIRD PRODUCTS
		P.O. BOX 1003
MOD.: 270 BR	DR BY: KPP	DECATUR IN., 46733
NO.: 36	DATE: 10-6-16	(260) 724-9111

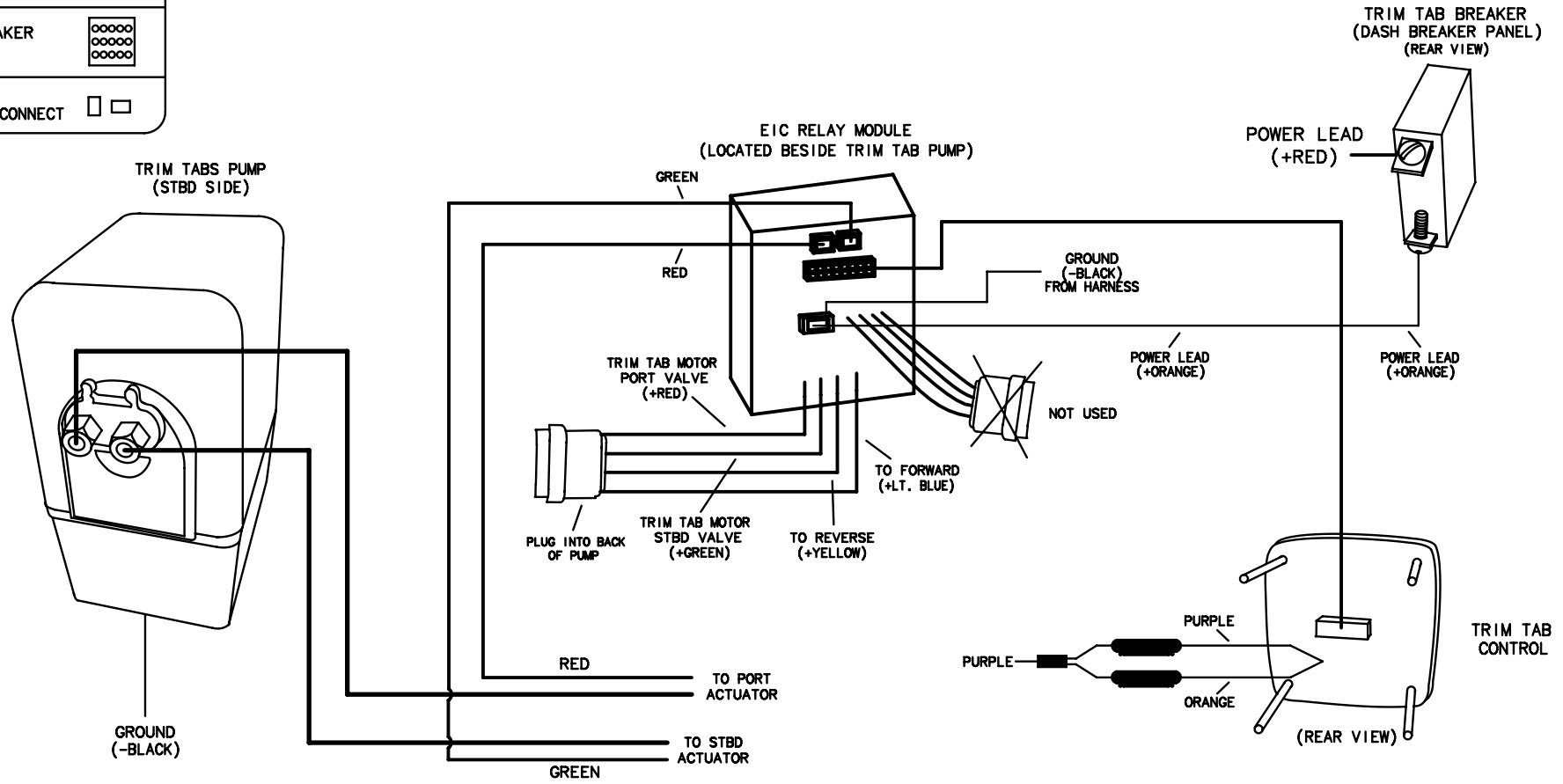


TITLE: STEREO HEAD UNIT		THUNDERBIRD PRODUCTS
		P.O. BOX 1003
MOD.: 270 BR	DR BY: KPP	DECATUR IN., 46733
NO.: 37	DATE: 10-6-16	(260) 724-9111

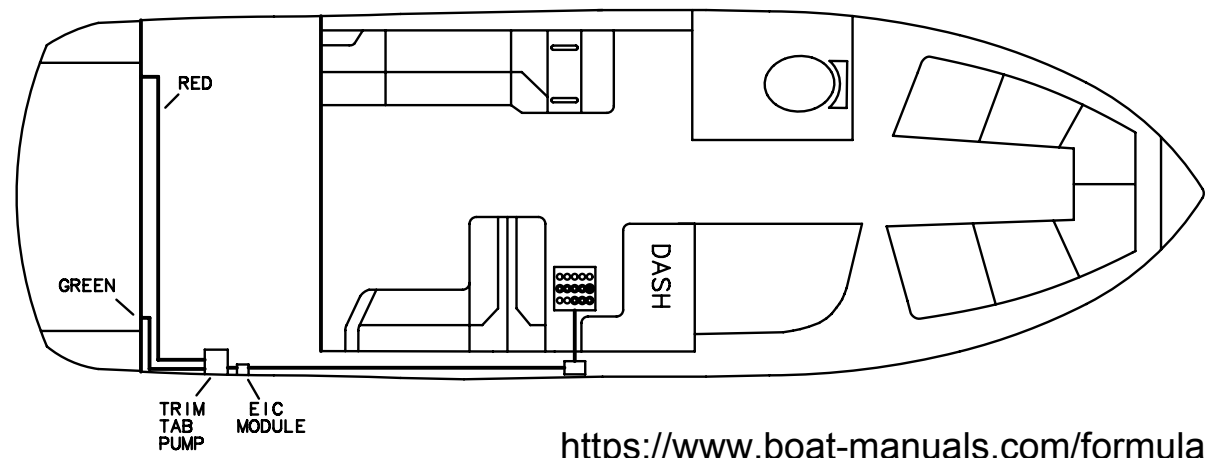
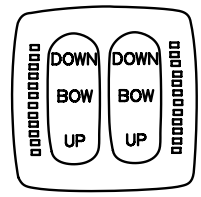
LEGEND

C-BREAKER PANEL 

PLUG INTERCONNECT 

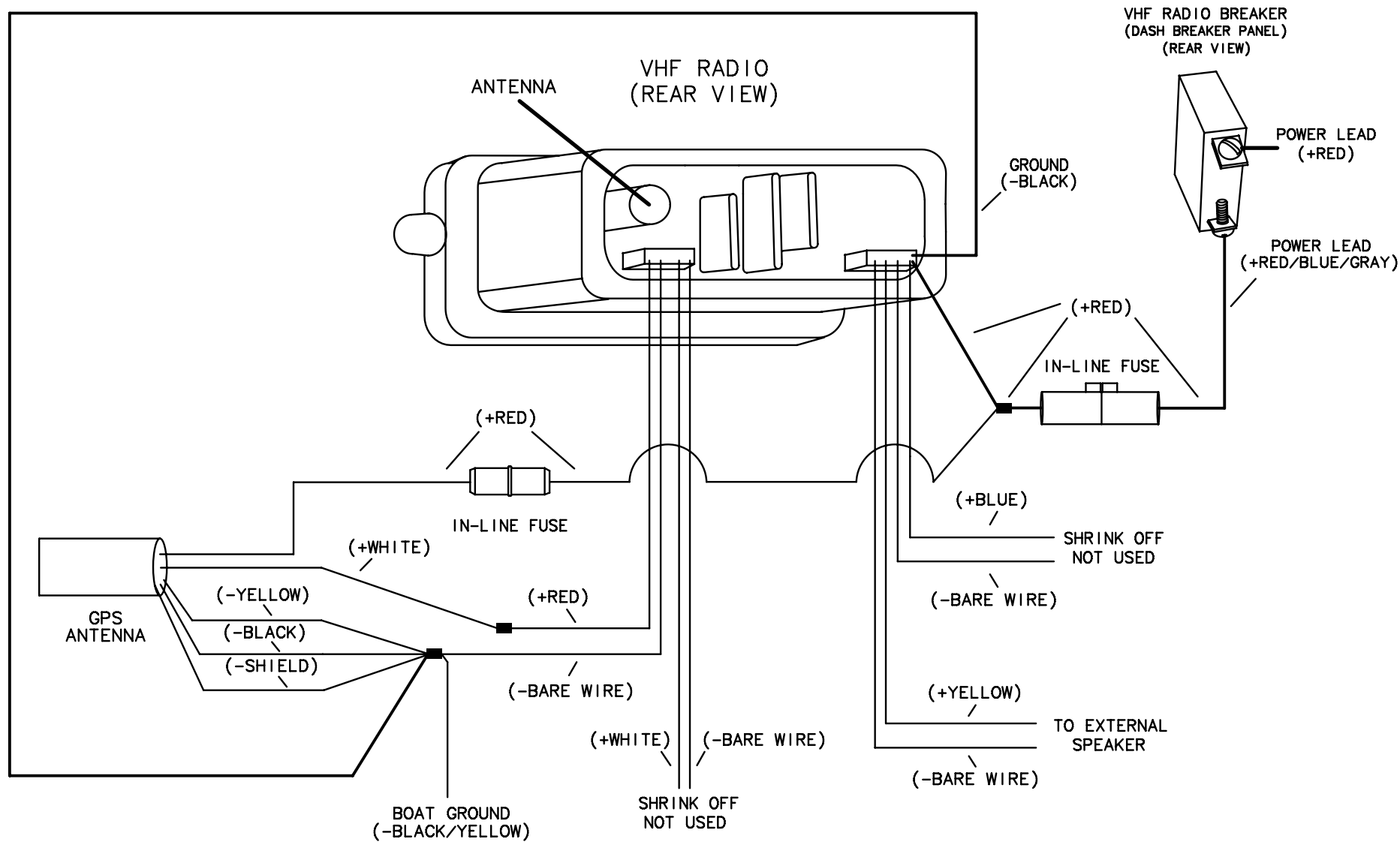


(FRONT VIEW)



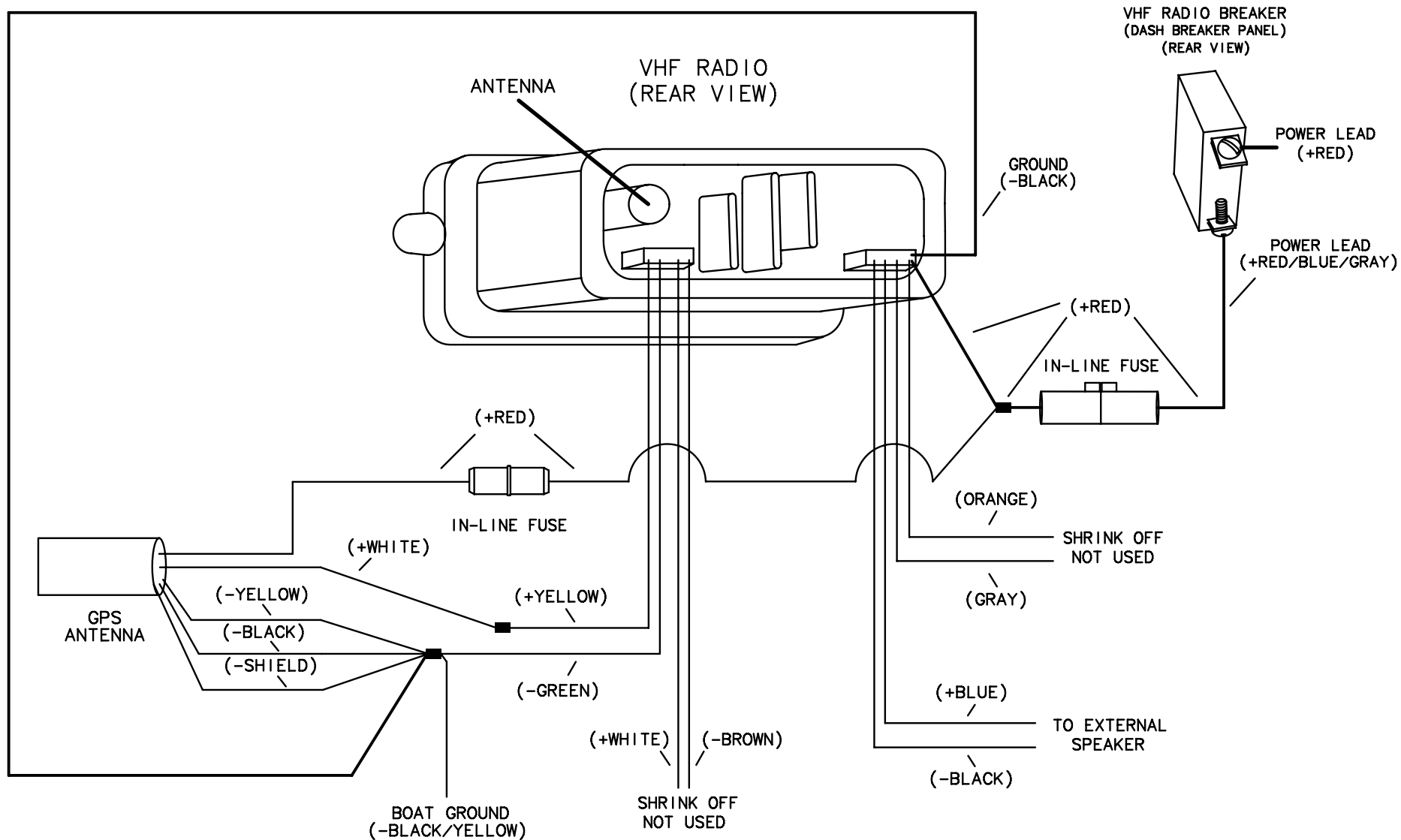
NOTE:
THE EIC WIRE HARNESS (GRAY) RUNS WITH THE DECK HARNESS TO THE TRIM TAB CONTROL SWITCHES AT THE HELM.

TITLE: TRIM TABS		THUNDERBIRD PRODUCTS	
		P.O. BOX 1003	
MOD.: 270 BR	DR BY: KPP	DECATUR IN., 46733	
NO.: 38	DATE: 10-6-16	(260) 724-9111	



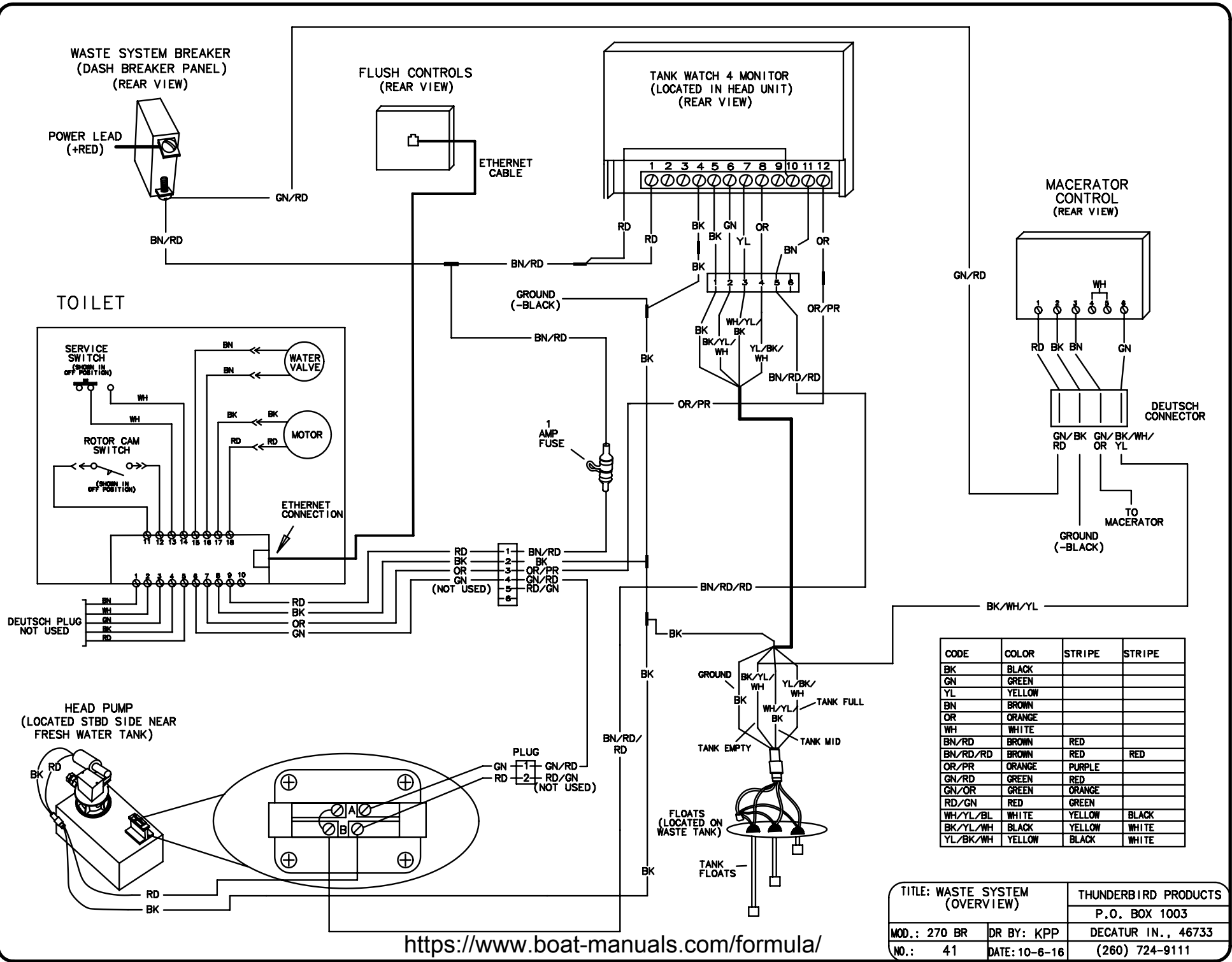
NOTE: BOATS MANUFACTURED BEFORE 3/01/15 WILL LIKELY HAVE THIS WIRE CONFIGURATION.

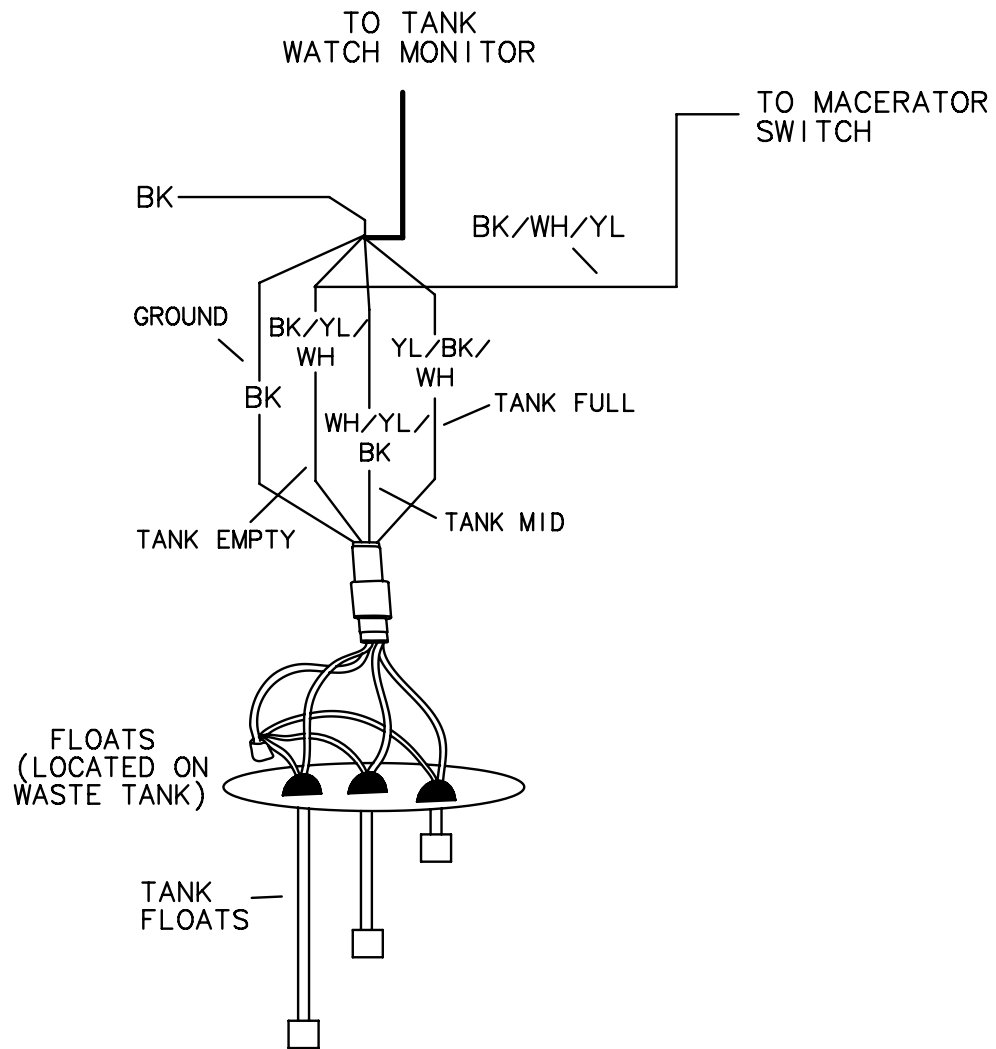
TITLE: VHF RADIO		THUNDERBIRD PRODUCTS
		P.O. BOX 1003
MOD.: 270 BR	DR BY: KPP	DECATUR IN., 46733
NO.: 39	DATE: 10-6-16	(260) 724-9111



NOTE: BOATS MANUFACTURED AFTER 3/01/15 WILL LIKELY HAVE THIS WIRE CONFIGURATION.

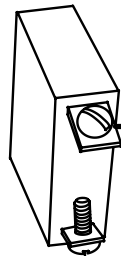
TITLE: VHF RADIO 2		THUNDERBIRD PRODUCTS
		P.O. BOX 1003
MOD.: 270 BR	DR BY: KPP	DECATUR IN., 46733
NO.: 40	DATE: 10-6-16	(260) 724-9111





TITLE: WASTE SYSTEM (TANK FLOAT)		THUNDERBIRD PRODUCTS
		P.O. BOX 1003
MOD.: 270 BR	DR BY: KPP	DECATUR IN., 46733
NO.: 42	DATE: 10-6-16	(260) 724-9111

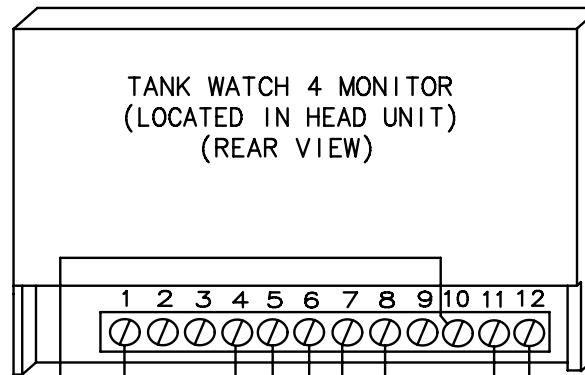
WASTE SYSTEM BREAKER
(DASH BREAKER PANEL)
(REAR VIEW)



POWER LEAD
(+RED)

BN/RD

GROUND
(-BLACK)



TANK WATCH 4 MONITOR
(LOCATED IN HEAD UNIT)
(REAR VIEW)

1 2 3 4 5 6 7 8 9 10 11 12

RD

RD

BK

BK

GN

YL

OR

BN

OR

BK

1

2

3

4

5

6

OR/PR

BK

BK/YL/WH

WH/YL/BK

YL/BK/WH

YL/WH

WH

BN/RD/RD

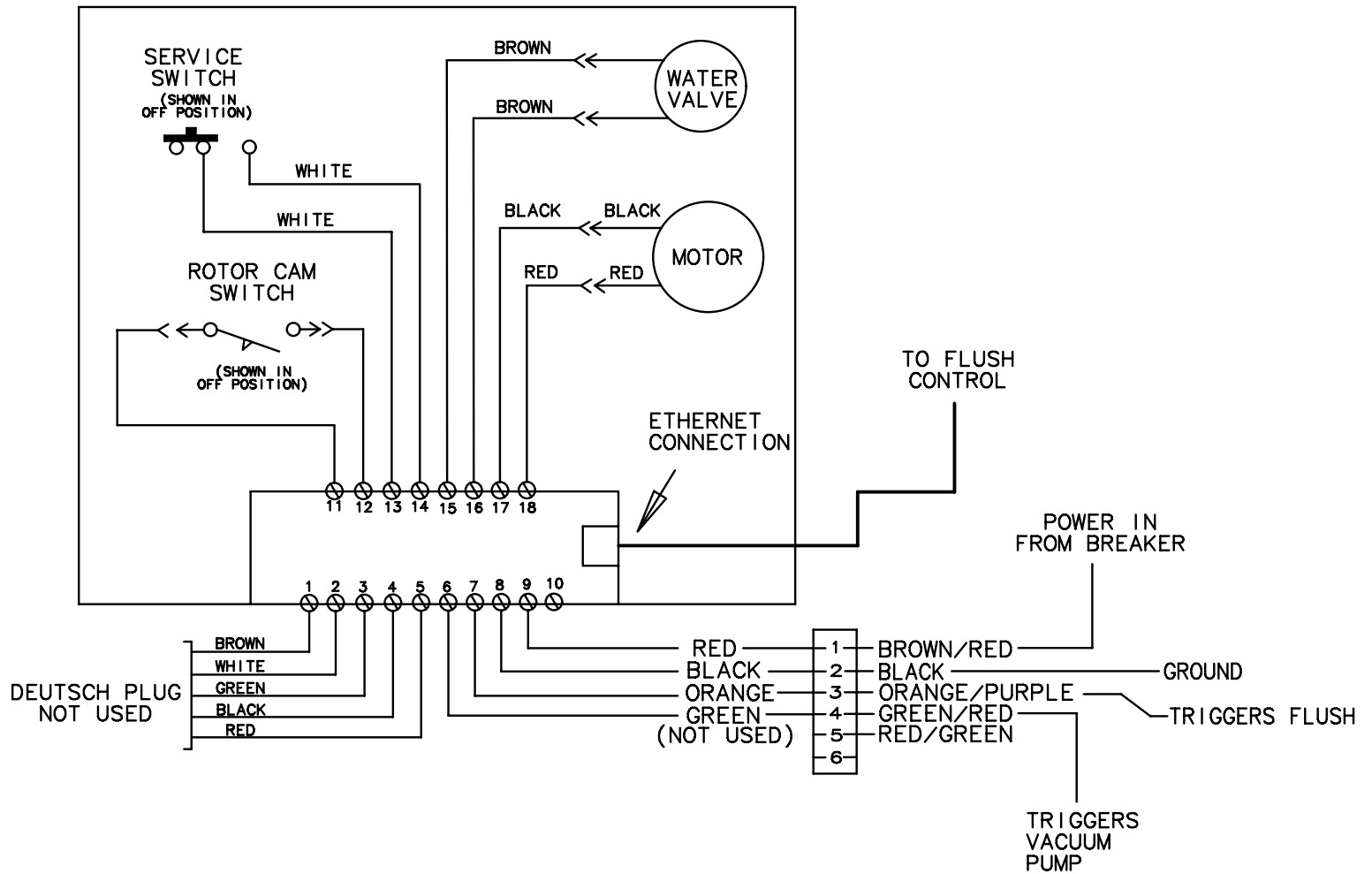
POWER TO
VACUUM PUMP

FLUSH
TOILET

TO FLOAT
ON WASTE TANK

TITLE: WASTE SYSTEM (TANK WATCH)		THUNDERBIRD PRODUCTS
		P.O. BOX 1003
MOD.: 270 BR	DR BY: KPP	DECATUR IN., 46733
NO.: 43	DATE: 10-6-16	(260) 724-9111

TOILET



TITLE: WASTE SYSTEM (TOILET)		THUNDERBIRD PRODUCTS
		P.O. BOX 1003
MOD.: 270 BR	DR BY: KPP	DECATUR IN., 46733
NO.: 44	DATE: 8-15-16	(260) 724-9111

LEGEND

MOTOR (M)



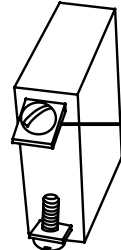
PLUG INTERCONNECT (two small squares)



BREAKER PANEL (grid of small squares)

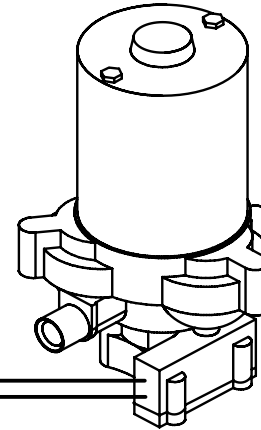


WATER PUMP BREAKER
(DASH BREAKER PANEL)
(REAR VIEW)



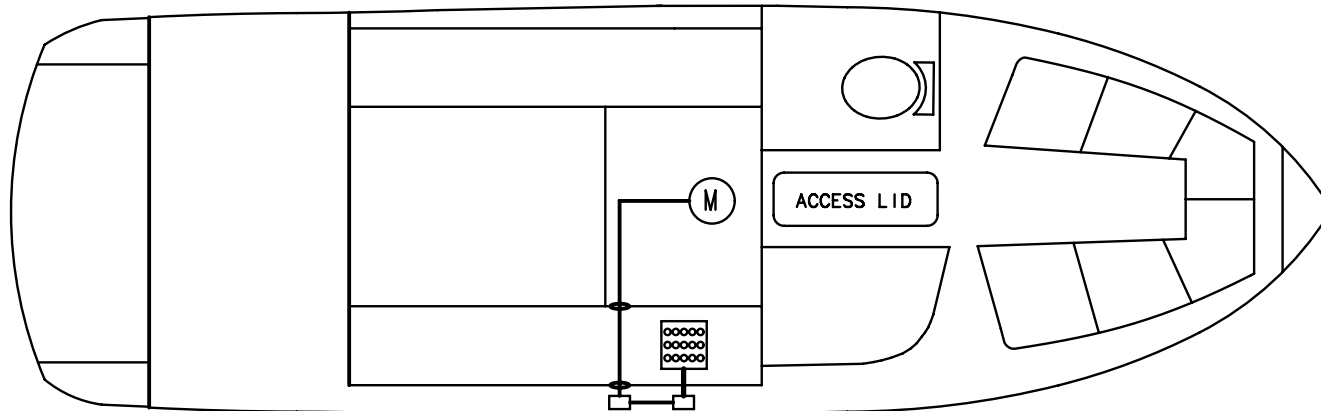
POWER LEAD
(+RED)

GROUND
(-BLACK)



WATER PUMP

POWER LEAD
(+BROWN/BLACK)



NOTE: ACCESS TO SHOWER SUMP IN
AFT OF CENTER FLOOR STORAGE.

<https://www.boat-manuals.com/formula/>

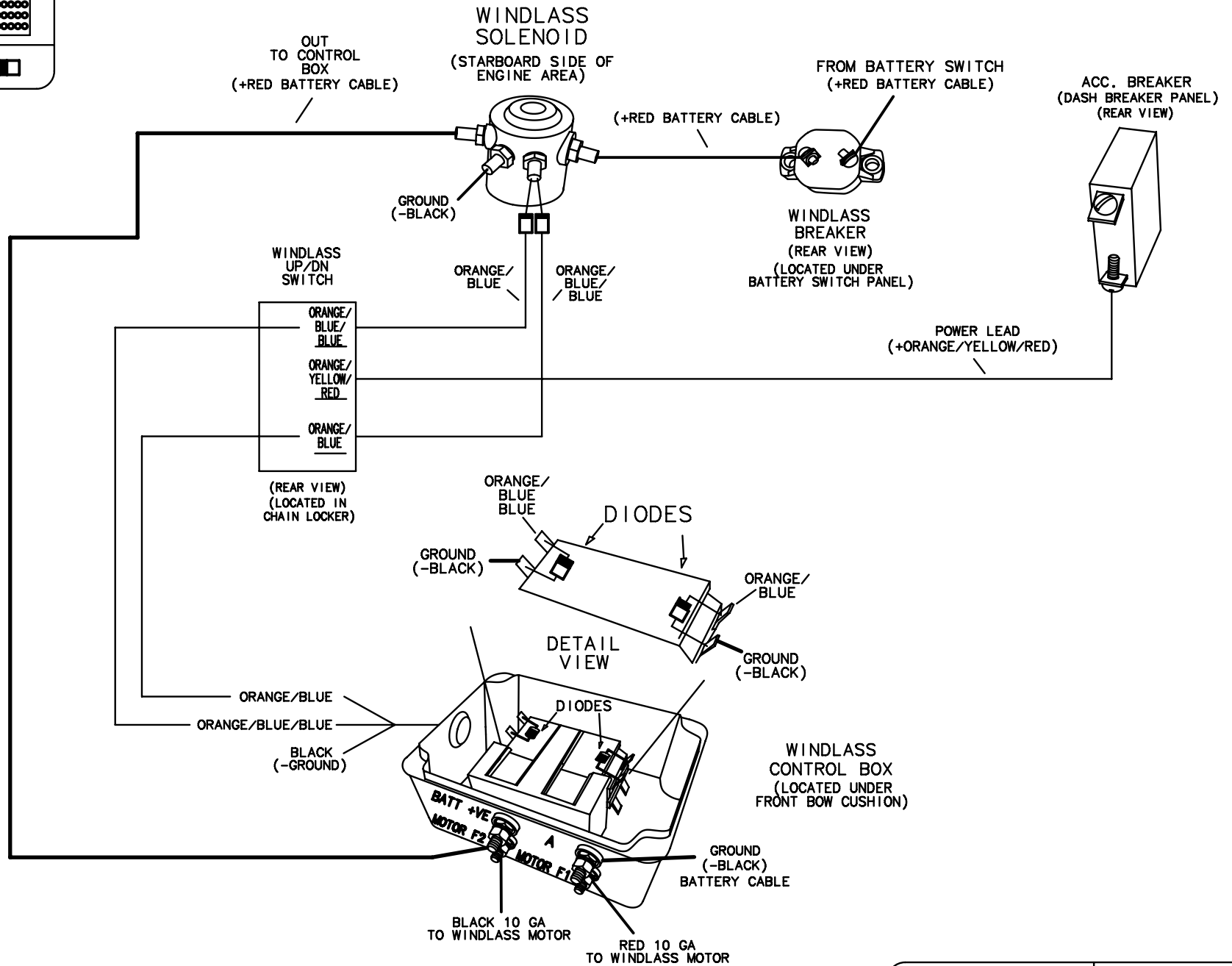
TITLE: WATER PUMP (ELECTRICAL)		THUNDERBIRD PRODUCTS
		P.O. BOX 1003
MOD.: 270 BR	DR BY: KPP	DECATUR IN., 46733
NO.: 45	DATE: 10-6-16	(260) 724-9111

LEGEND

C-BREAKER
PANEL



DIODE



TITLE: WINDLASS		THUNDERBIRD PRODUCTS
		P.O. BOX 1003
MOD.: 270 BR	DR BY: KPP	DECATUR IN., 46733
NO.: 46	DATE: 10-6-16	(260) 724-9111

LEGEND

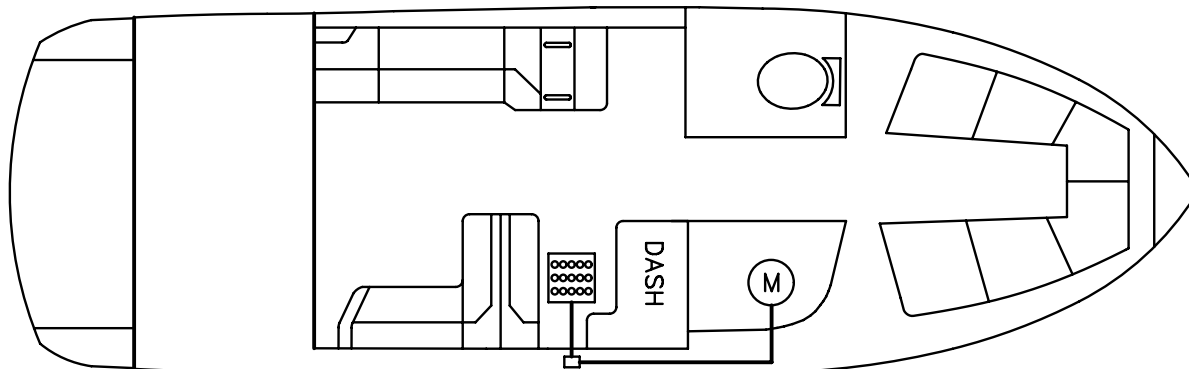
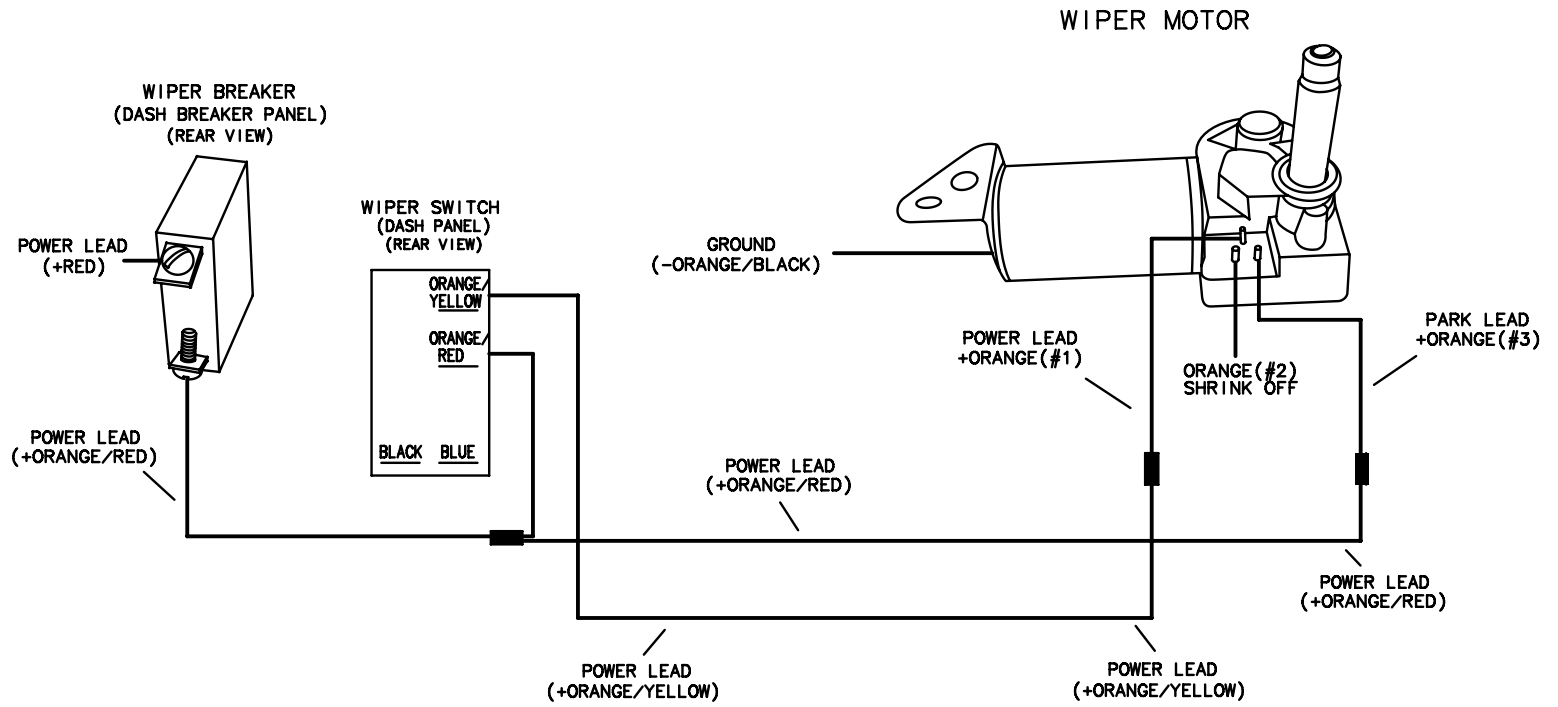
C-BREAKER
PANEL



MOTOR

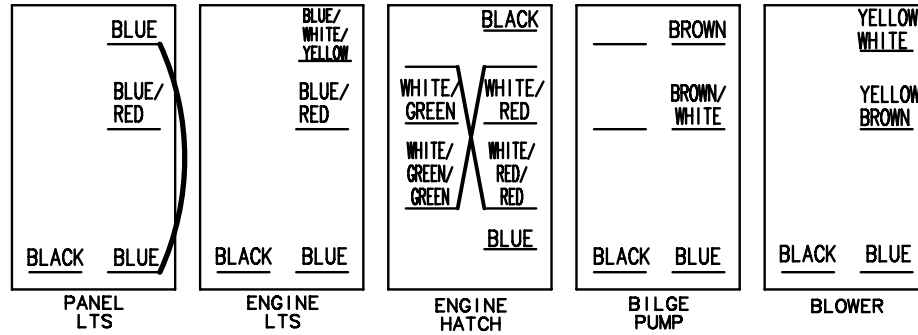


PLUG
INTERCONNECT

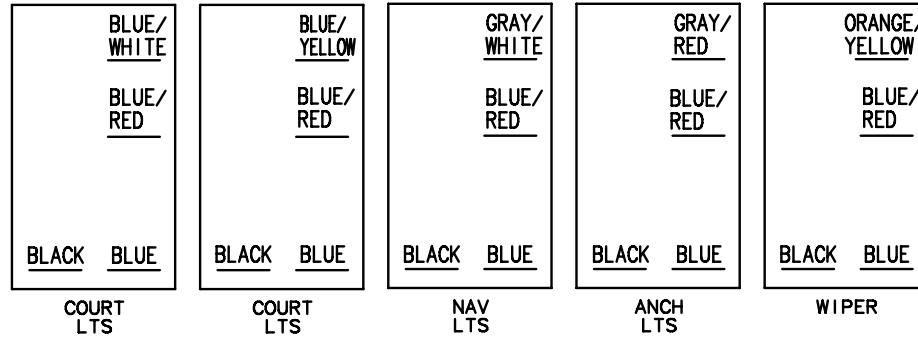


TITLE: WIPER		THUNDERBIRD PRODUCTS
		P.O. BOX 1003
MOD.: 270 BR	DR BY: KPP	DECATUR IN., 46733
NO.: 47	DATE: 10-6-16	(260) 724-9111

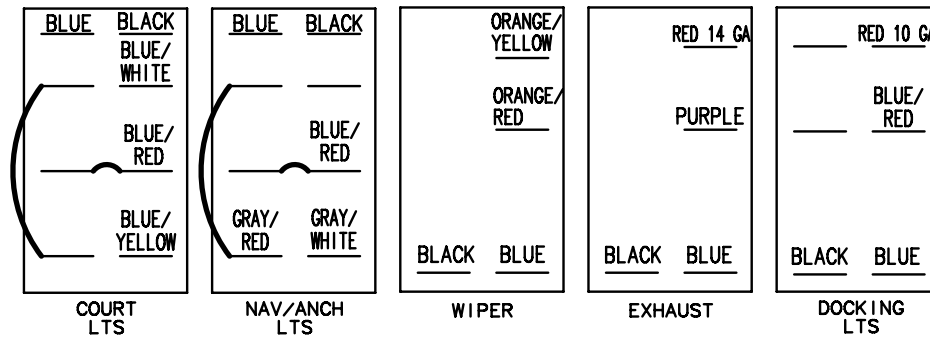
PORT PANEL



STARBOARD PANEL



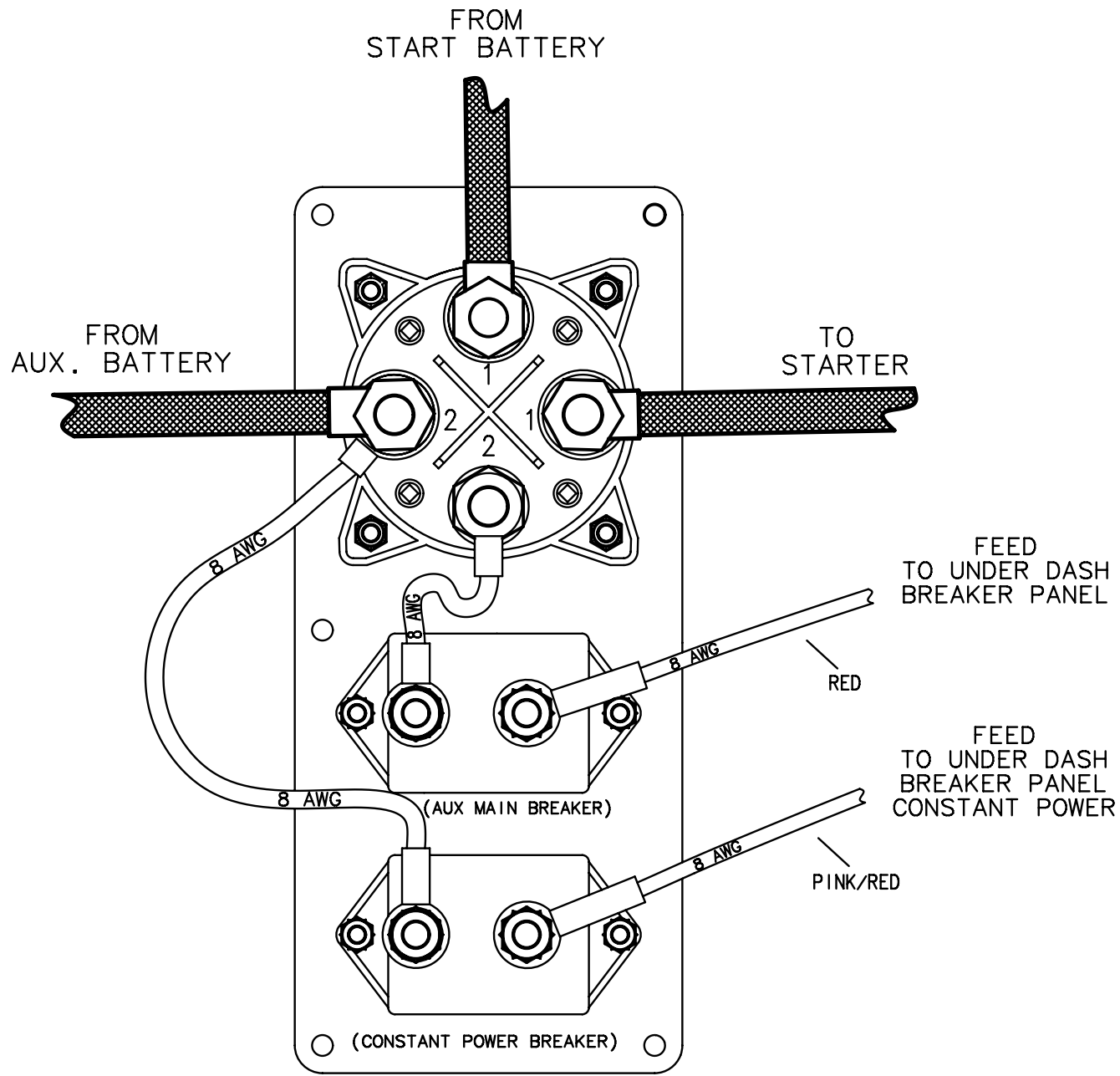
STARBOARD PANEL OPTIONS



(REAR VIEW)

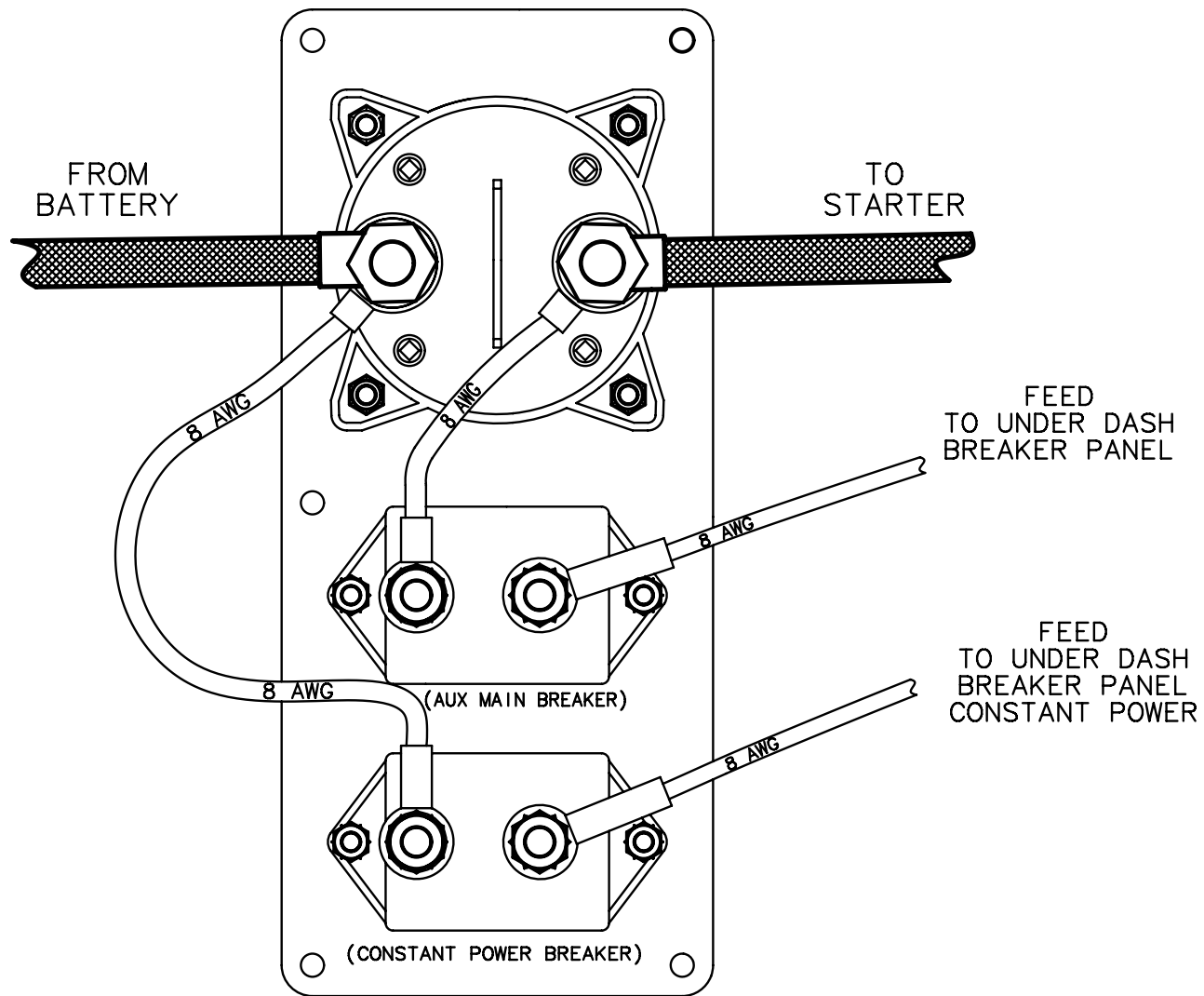
<https://www.boat-manuals.com/formula/>

TITLE: ACCESSORY PANEL, SWITCHES		THUNDERBIRD PRODUCTS
		P.O. BOX 1003
MOD.: 270 BR	DR BY: KPP	DECATUR IN., 46733
NO.: 48	DATE: 10-6-16	(260) 724-9111



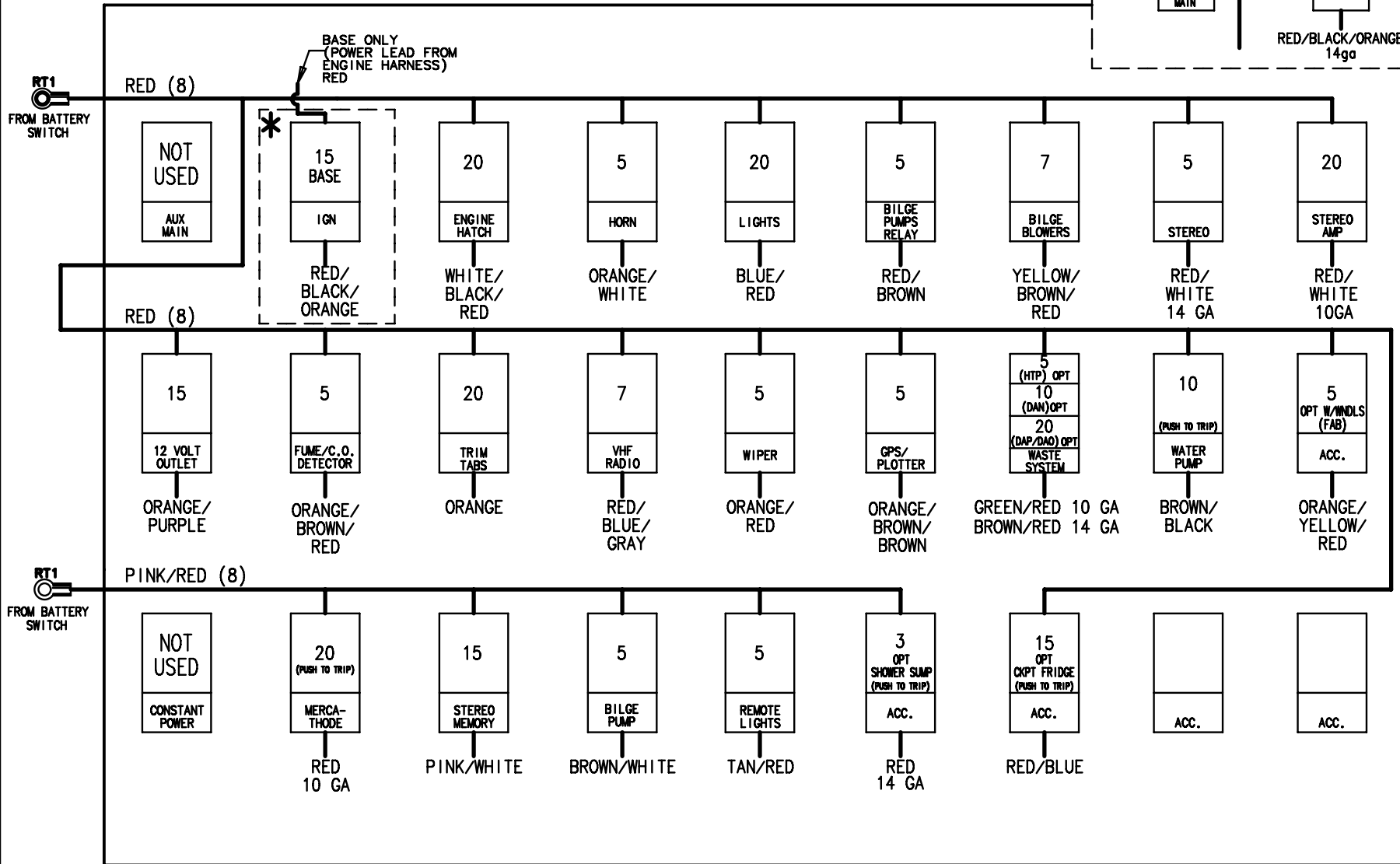
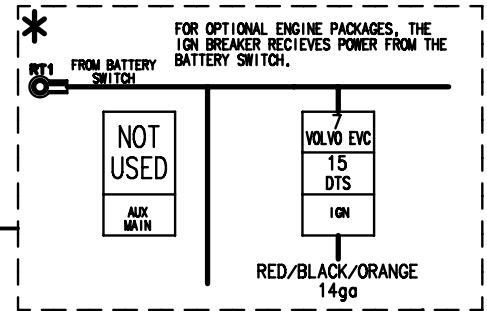
(REAR VIEW)

TITLE: BATTERY SWITCH PANEL, DUAL BATTERY		THUNDERBIRD PRODUCTS
		P.O. BOX 1003
MOD.: 270 BR	DR BY: KPP	DECATUR IN., 46733
NO.: 49	DATE: 10-6-16	(260) 724-9111



(REAR VIEW)

TITLE: BATTERY SWITCH STANDARD ONE BATTERY		THUNDERBIRD PRODUCTS
		P.O. BOX 1003
MOD.: 270 BR	DR BY: KPP	DECATUR IN., 46733
NO.: 50	DATE: 8-15-16	(260) 724-9111



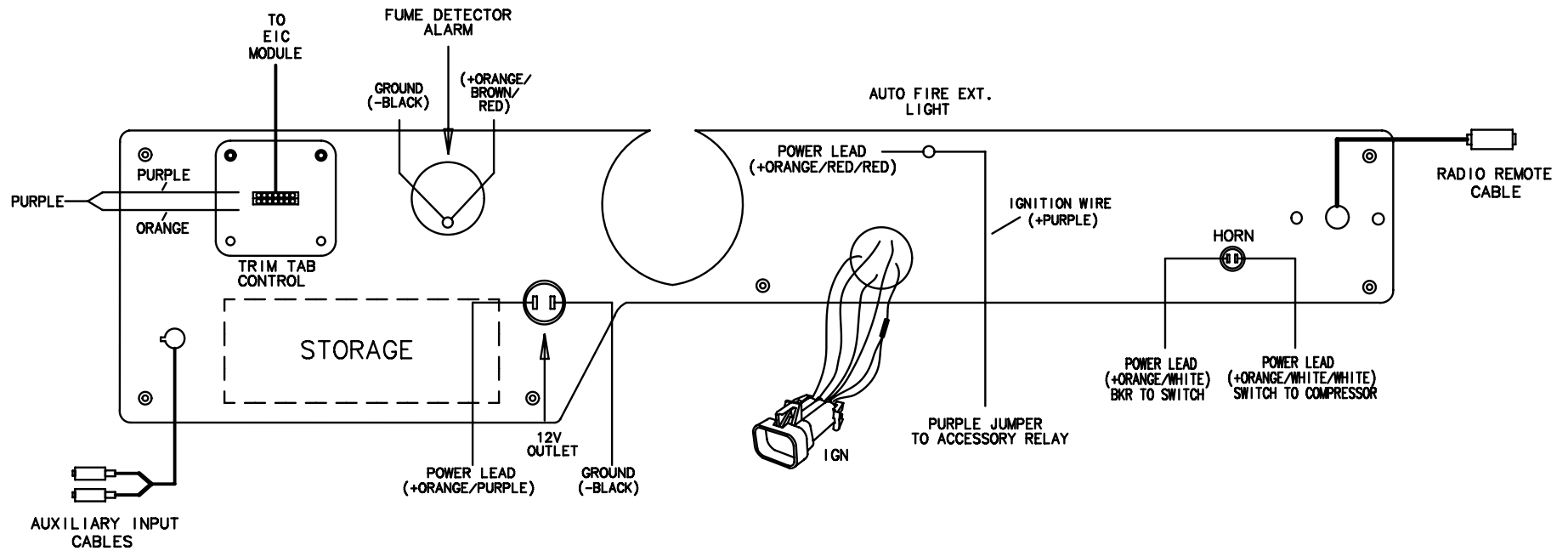
(REAR VIEW)

BREAKER SIZES ARE SUBJECT TO CHANGE WITHOUT NOTICE.

<https://www.boat-manuals.com/formula/>

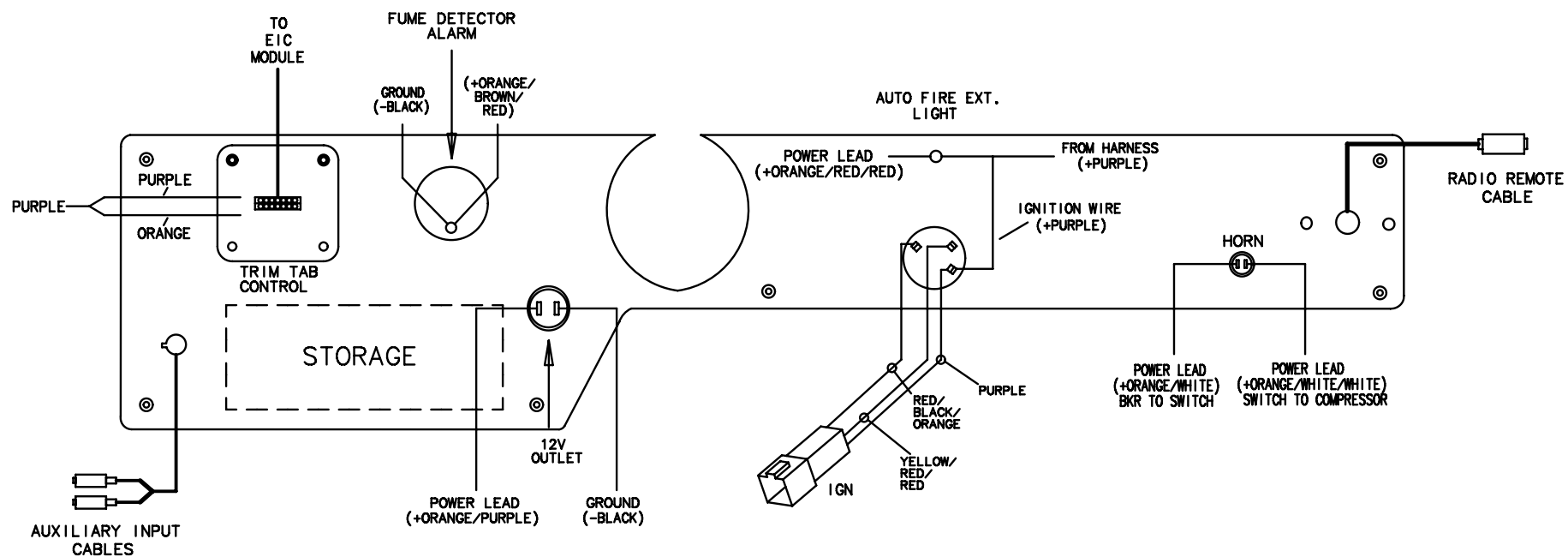
TITLE: DASH BREAKER PANEL		THUNDERBIRD PRODUCTS	
		P.O. BOX 1003	
MOD.: 270 BR	DR BY: KPP	DECATUR IN., 46733	
NO.: 51	DATE: 10-6-16	(260) 724-9111	

GAS IGNITION PANEL (REAR VIEW)

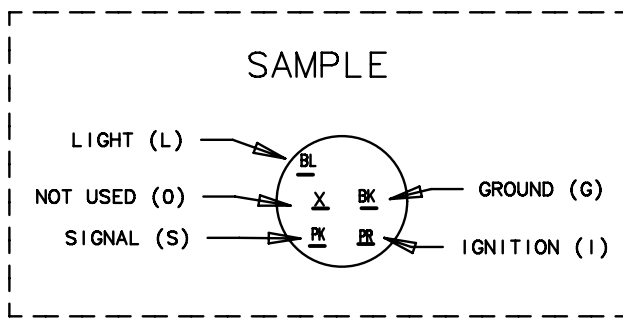
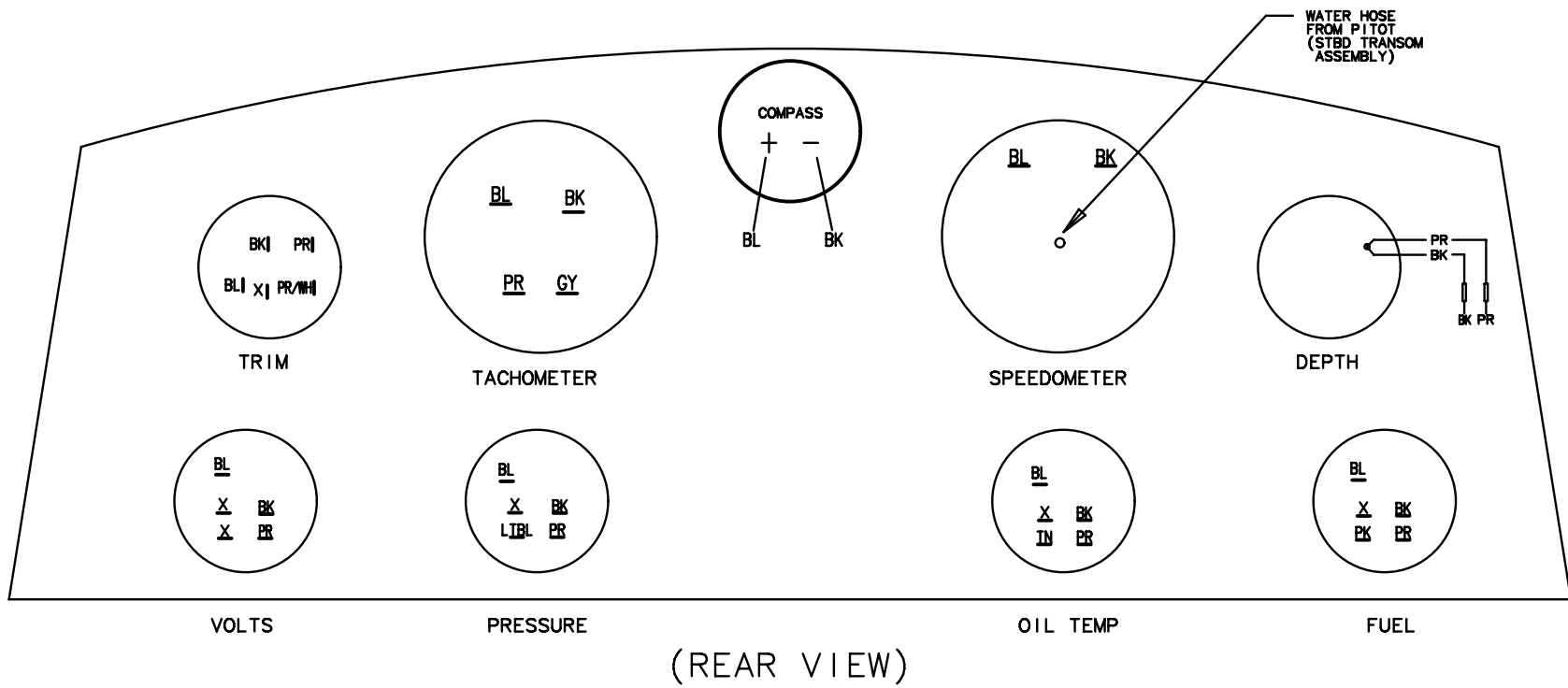


TITLE: IGNITION PANEL DTS		THUNDERBIRD PRODUCTS
		P.O. BOX 1003
MOD.: 270 BR	DR BY: KPP	DECATUR IN., 46733
NO.: 52	DATE: 10-6-16	(260) 724-9111

GAS IGNITION PANEL (REAR VIEW)



TITLE: IGNITION PANEL STANDARD		THUNDERBIRD PRODUCTS
		P.O. BOX 1003
MOD.: 270 BR	DR BY: KPP	DECATUR IN., 46733
NO.: 53	DATE: 10-6-16	(260) 724-9111



<https://www.boat-manuals.com/formula/>

TITLE: MAIN DASH PANEL STANDARD		THUNDERBIRD PRODUCTS P.O. BOX 1003
MOD.: 270 BR	DR BY: KPP	DECATUR IN., 46733
NO.: 54	DATE: 10-6-16	(260) 724-9111

LEGEND

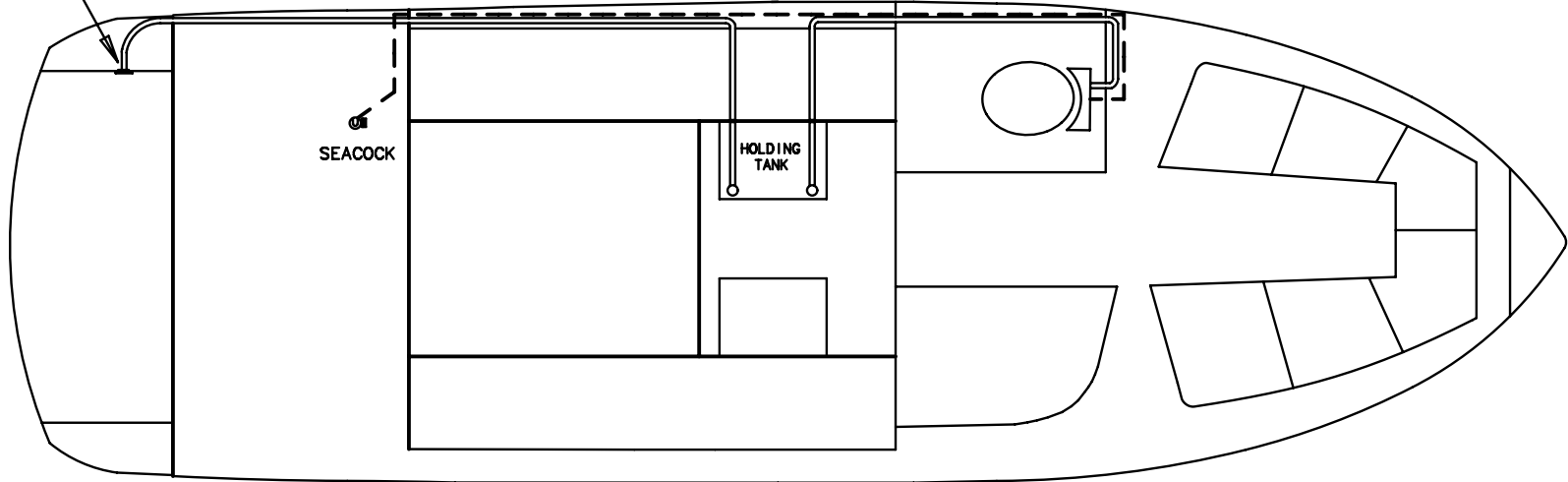
1 1/4 INCH
SANITATION HOSE

RAW WATER IN

DOCKSIDE
PUMP OUT

SEACOCK

HOLDING
TANK



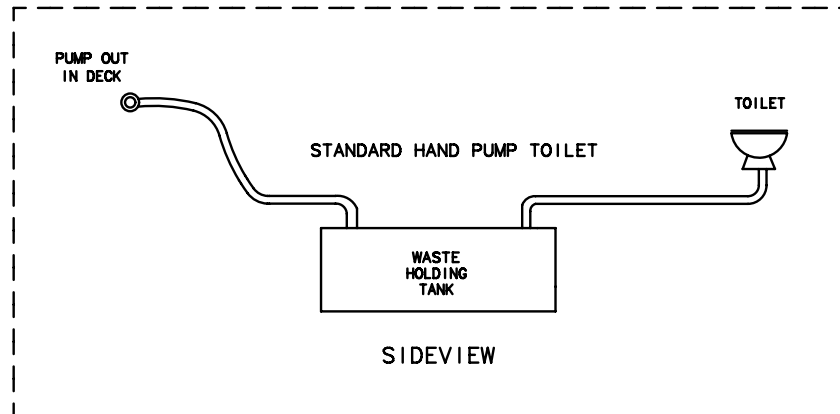
PUMP OUT
IN DECK

STANDARD HAND PUMP TOILET

TOILET

WASTE
HOLDING
TANK

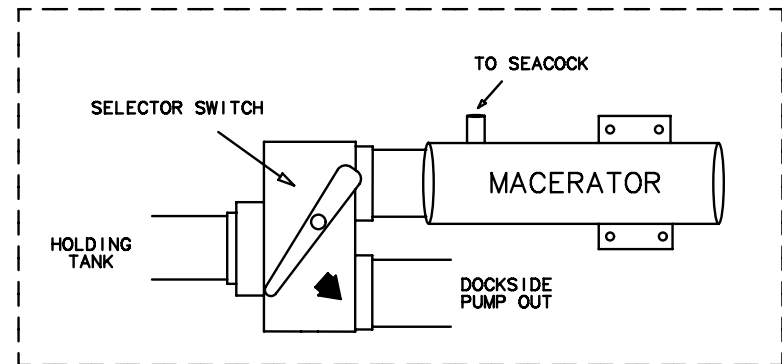
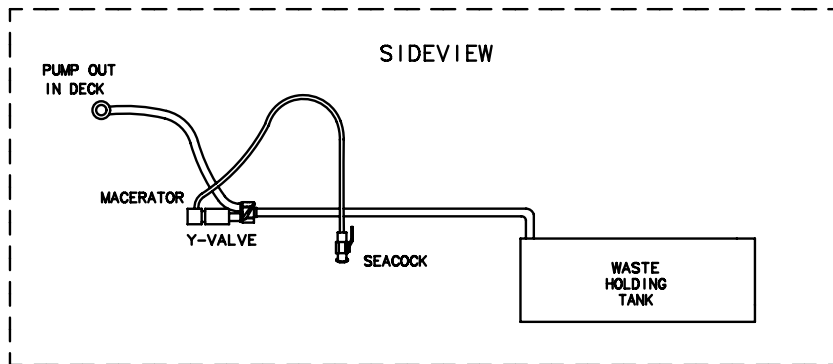
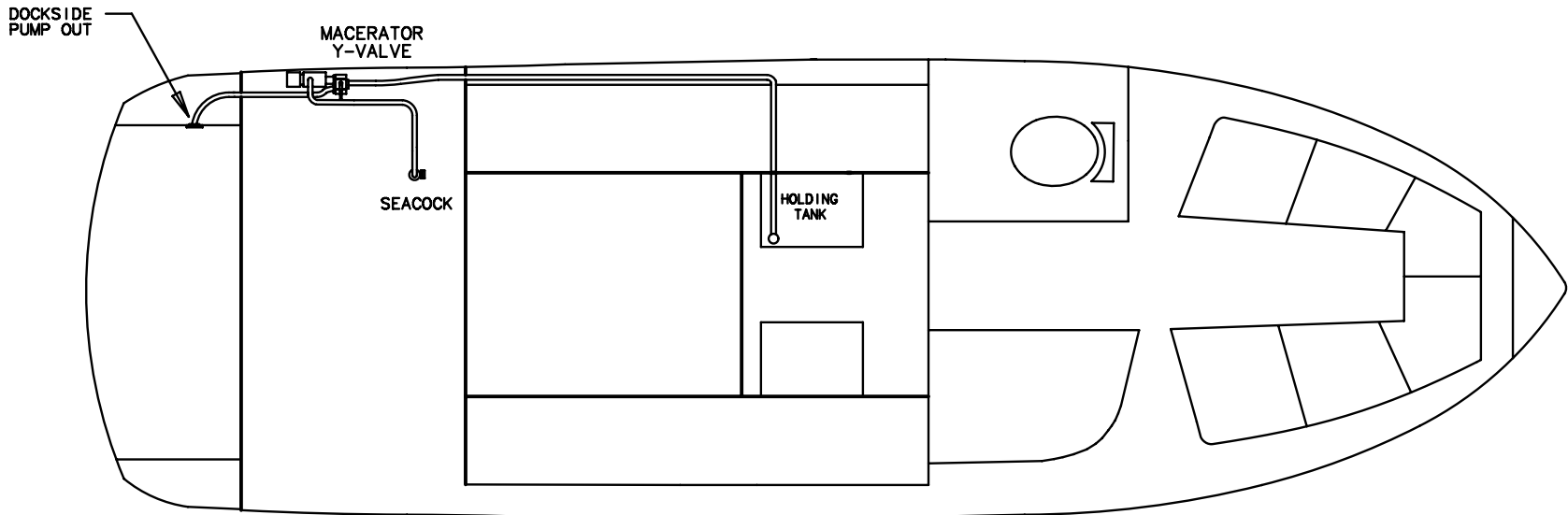
SIDEVIEW



TITLE: HAND PUMP TOILET		THUNDERBIRD PRODUCTS
		P.O. BOX 1003
MOD.: 270 BR	DR BY: KPP	DECATUR IN., 46733
NO.: 55	DATE: 10-6-16	(260) 724-9111

LEGEND

1 1/4 INCH
SANITATION HOSE



TITLE: MACERATOR (PLUMBING)		THUNDERBIRD PRODUCTS
		P.O. BOX 1003
MOD.: 270 BR	DR BY: KPP	DECATUR IN., 46733
NO.: 56	DATE: 10-6-16	(260) 724-9111

LEGEND

1 1/4 INCH
SANITATION HOSE

DOCKSIDE
PUMP OUT

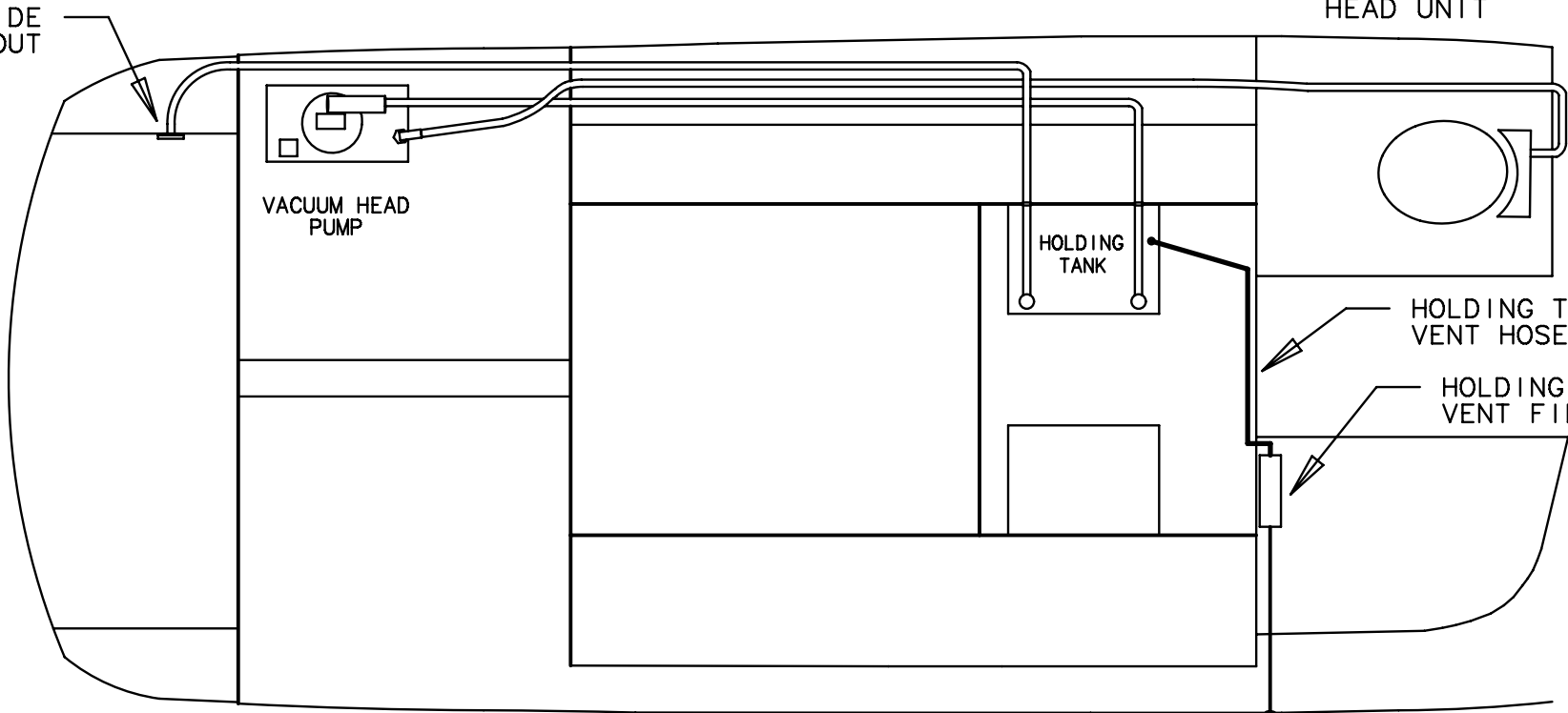
VACUUM HEAD
PUMP

HOLDING
TANK

HEAD UNIT

HOLDING TANK
VENT HOSE

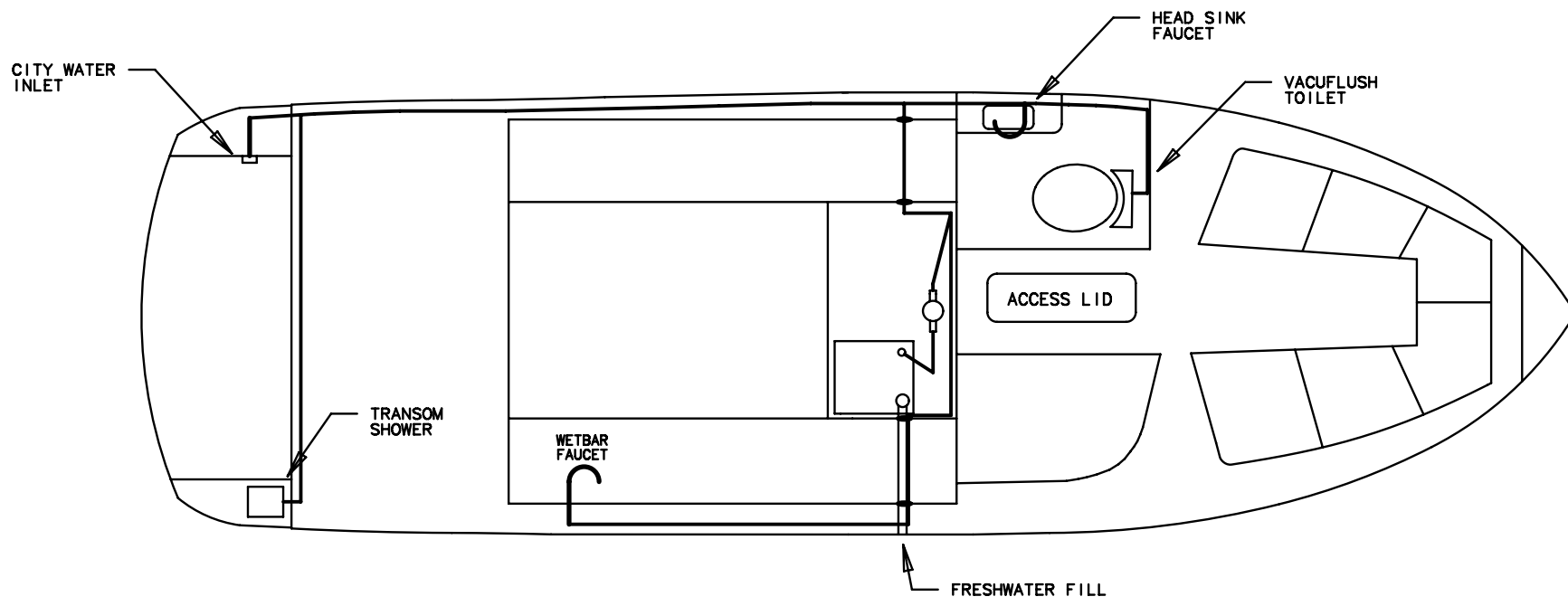
HOLDING TANK
VENT FILTER



TITLE: VACUFLUSH PLUMBING		THUNDERBIRD PRODUCTS
		P.O. BOX 1003
MOD.: 270 BR	DR BY: KPP	DECATUR IN., 46733
NO.: 57	DATE: 10-6-16	(260) 724-9111

LEGEND

— WATER LINE



NOTE: ACCESS TO WATER PUMP IN AFT OF CENTER FLOOR STORAGE.

<https://www.boat-manuals.com/formula/>

TITLE: WATER SYSTEM (PLUMBING)		THUNDERBIRD PRODUCTS
		P.O. BOX 1003
MOD.: 270 BR	DR BY: KPP	DECATUR IN., 46733
NO.: 58	DATE: 10-6-16	(260) 724-9111